

LAS VEGAS SANDS CORP. FUTURE (LVSF) - EUX/202512

2024/08/16 19:01:37

Price
42.0567 USD

Difference  1.11% (0.46)

General attributes

| | |
|---------------|----------------------|
| Symbol | LVSFZ25 |
| Exchange | Eurex |
| Currency | USD |
| Security type | Future |
| Underlying | LAS VEGAS SANDS CORP |
| Maturity | 12-2025 |
| Contract size | 100 |

Market data

| | |
|-------------------------|----------------------|
| Bid (Bid size) | - USD (-) |
| Ask (Ask size) | - USD (-) |
| Open | 42.0567 USD |
| High | 42.0567 USD |
| Low | 42.0567 USD |
| Close (prev. day) | 41.5936 USD |
| Underlying | LAS VEGAS SANDS CORP |
| Underlying price (date) | 40.37 (24/08/16) |
| Settlement price (date) | 42.06 (24/08/16) |
| Open Interest | 0 |

Performance and Risk

| | 6m | 1Y | 3Y |
|-------------|---------|---------|----|
| Perf (%) | -28.99% | -28.68% | - |
| Perf (abs.) | -17.17 | -16.91 | - |
| Beta | - | - | - |
| Volatility | 25.84 | 26.75 | - |

Futures and Options

| | |
|-----------------|---|
| Related Futures | - |
| Related Options | - |

5Y











Information about previous performance does not guarantee future performance.
Source: FactSet

Price data

| | |
|---|--------------------------|
| Ø price 5 days Ø volume 5 days (pcs.) | 40.8770 USD (0) |
| Ø price 30 days Ø volume 30 days (pcs.) | 41.6811 USD (0) |
| Ø price 100 days Ø volume 100 days (pcs.) | 46.8371 USD (0) |
| Ø price 250 days Ø volume 250 days (pcs.) | 50.4529 USD (0) |
| YTD High date | 59.2231 USD (2024/02/16) |
| YTD Low date | 38.3234 USD (2024/08/05) |
| 52 Weeks High date | 60.0189 USD (2023/08/31) |
| 52 Weeks Low date | 38.3234 USD (2024/08/05) |

Recent Research

| on sector | | on market | |
|------------|---|-----------------------|---|
| Date | | Headline | Download |
| 2024/08/12 |  | Global Equity Ratings |  |
| 2024/07/24 |  | Global Equity Ratings |  |
| 2024/07/12 |  | Global Equity Ratings |  |
| 2024/06/21 |  | Global Equity Ratings |  |
| 2024/06/14 |  | Global Equity Ratings |  |