

LAS VEGAS SANDS CORP. FUTURE (LVSF) - EUX/202512

2024/08/23 18:34:02

Price
41.6746 USD

Difference  -2.16% (-0.92)

General attributes

Symbol	LVSFZ25
Exchange	Eurex
Currency	USD
Security type	Future
Underlying	LAS VEGAS SANDS CORP
Maturity	12-2025
Contract size	100

Market data

Bid (Bid size)	- USD (-)
Ask (Ask size)	- USD (-)
Open	41.6746 USD
High	41.6746 USD
Low	41.6746 USD
Close (prev. day)	42.5966 USD
Underlying	LAS VEGAS SANDS CORP
Underlying price (date)	40.39 (24/08/23)
Settlement price (date)	41.67 (24/08/23)
Open Interest	0

Performance and Risk

	6m	1Y	3Y
Perf (%)	-25.64%	-26.41%	-
Perf (abs.)	-14.68	-15.29	-
Beta	-	-	-
Volatility	24.68	26.73	-

Futures and Options

Related Futures	-
Related Options	-

5Y












Information about previous performance does not guarantee future performance.
Source: FactSet

Price data

Ø price 5 days Ø volume 5 days (pcs.)	42.4392 USD (0)
Ø price 30 days Ø volume 30 days (pcs.)	41.5416 USD (0)
Ø price 100 days Ø volume 100 days (pcs.)	46.3211 USD (0)
Ø price 250 days Ø volume 250 days (pcs.)	50.1936 USD (0)
YTD High date	59.2231 USD (2024/02/16)
YTD Low date	38.3234 USD (2024/08/05)
52 Weeks High date	60.0189 USD (2023/08/31)
52 Weeks Low date	38.3234 USD (2024/08/05)

Recent Research

on sector		on market	
Date		Headline	Download
2024/08/12		Global Equity Ratings	
2024/07/24		Global Equity Ratings	
2024/07/12		Global Equity Ratings	
2024/06/21		Global Equity Ratings	
2024/06/14		Global Equity Ratings	