

WOLTERS KLUWER N.V. FUTURE (WOSF) - EUX/202512

2024/04/26 18:32:17

Price
146.8657 EUR

Difference  2.25% (3.24)

General attributes

Symbol	WOSFZ25
Exchange	Eurex
Currency	EUR
Security type	Future
Underlying	WOLTERS KLUWER NV
Maturity	12-2025
Contract size	100

Market data

Bid (Bid size)	- EUR (-)
Ask (Ask size)	- EUR (-)
Open	146.8657 EUR
High	146.8657 EUR
Low	146.8657 EUR
Close (prev. day)	143.6273 EUR
Underlying	WOLTERS KLUWER NV
Underlying price (date)	142.90 (24/04/26)
Settlement price (date)	146.87 (24/04/26)
Open Interest	0

Performance and Risk

	6m	1Y	3Y
Perf (%)	+16.66%	+16.50%	-
Perf (abs.)	+20.97	+20.80	-
Beta	-	-	-
Volatility	16.73	17.97	-

Futures and Options

Related Futures	-
Related Options	-

5Y












Information about previous performance does not guarantee future performance.
Source: FactSet

Price data

Ø price 5 days Ø volume 5 days (pcs.)	145.4795 EUR (0)
Ø price 30 days Ø volume 30 days (pcs.)	146.5629 EUR (0)
Ø price 100 days Ø volume 100 days (pcs.)	142.8811 EUR (0)
Ø price 250 days Ø volume 250 days (pcs.)	130.1214 EUR (0)
YTD High date	153.0404 EUR (2024/02/23)
YTD Low date	131.2412 EUR (2024/01/05)
52 Weeks High date	153.0404 EUR (2024/02/23)
52 Weeks Low date	112.1612 EUR (2023/05/25)

Recent Research

on sector		on market	
Date		Headline	Download
2024/04/26		Global Equity Ratings	
2024/04/03		Global Equity Ratings	
2024/03/13		Global Equity Ratings	
2024/02/22		Global Equity Ratings	
2024/02/14		Global Equity Ratings	