


# IMMOFINANZ AG FUTURE (IMOF) - EUX/202512

2024/10/18 19:07:14

**Price**  
**17.1112** EUR

**Difference**  **-0.27% (-0.05)**

**General attributes**

|               |               |
|---------------|---------------|
| Symbol        | IMOFZ25       |
| Exchange      | Eurex         |
| Currency      | EUR           |
| Security type | Future        |
| Underlying    | IMMOFINANZ AG |
| Maturity      | 12-2025       |
| Contract size | 100           |

**Market data**

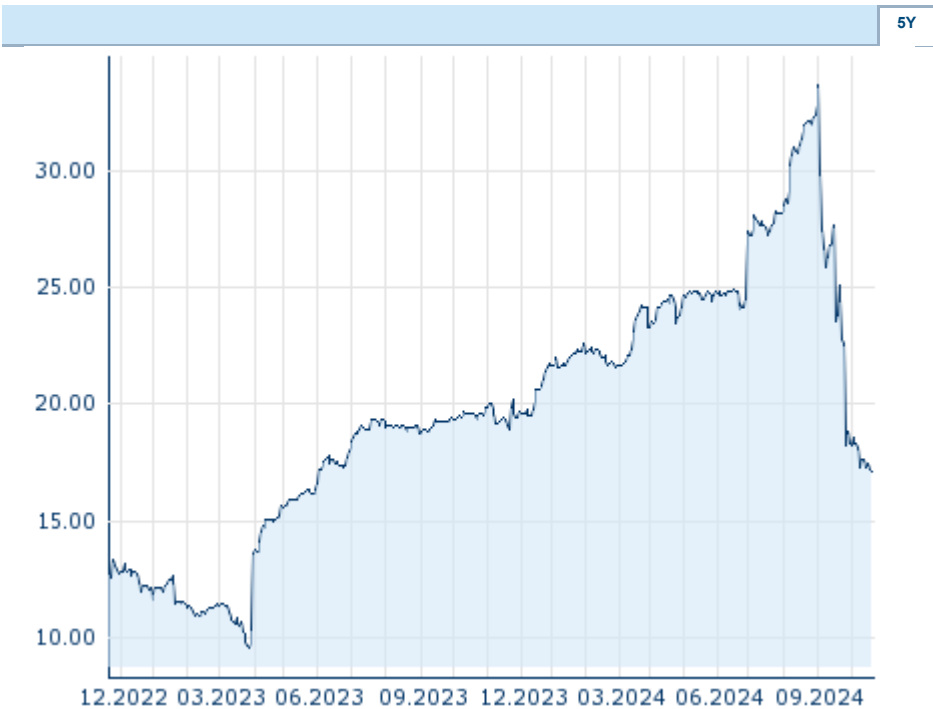
|                         |                  |
|-------------------------|------------------|
| Bid (Bid size)          | - EUR (-)        |
| Ask (Ask size)          | - EUR (-)        |
| Open                    | 17.1112 EUR      |
| High                    | 17.1112 EUR      |
| Low                     | 17.1112 EUR      |
| Close (prev. day)       | 17.1582 EUR      |
| Underlying              | IMMOFINANZ AG    |
| Underlying price (date) | 16.66 (24/10/18) |
| Settlement price (date) | 17.11 (24/10/18) |
| Open Interest           | 0                |

**Performance and Risk**

|             | 6m      | 1Y      | 3Y |
|-------------|---------|---------|----|
| Perf (%)    | -29.72% | -12.83% | -  |
| Perf (abs.) | -7.24   | -2.52   | -  |
| Beta        | -       | -       | -  |
| Volatility  | 48.03   | 36.11   | -  |

**Futures and Options**


|                 |   |
|-----------------|---|
| Related Futures | - |
| Related Options | - |



**Price data**

|   |                          |
|---|--------------------------|
| Ø price 5 days   Ø volume 5 days (pcs.)     | 17.2532 EUR (0)          |
| Ø price 30 days   Ø volume 30 days (pcs.)   | 20.8342 EUR (0)          |
| Ø price 100 days   Ø volume 100 days (pcs.) | 25.8672 EUR (0)          |
| Ø price 250 days   Ø volume 250 days (pcs.) | 23.6691 EUR (0)          |
| YTD High   date                             | 33.6940 EUR (2024/09/02) |
| YTD Low   date                              | 17.1112 EUR (2024/10/18) |
| 52 Weeks High   date                        | 33.6940 EUR (2024/09/02) |
| 52 Weeks Low   date                         | 17.1112 EUR (2024/10/18) |

**Recent Research**

| on sector  |   | on market             |   |
|------------|---|-----------------------|---|
| Date       |   | Headline              | Download  |
| 2024/09/27 |  | Global Equity Ratings |  |
| 2024/09/11 |  | Global Equity Ratings |  |
| 2024/09/05 |  | Global Equity Ratings |  |
| 2024/08/12 |  | Global Equity Ratings |  |
| 2024/07/24 |  | Global Equity Ratings |  |