

# STELLANTIS NV (FRÜH.FIAT CHR.) FUTURE (FIAK) - EUX/202512

2024/06/28 18:40:46

Price  
**18.2449** EUR

Difference  -0.39% (-0.07)

### General attributes

Symbol	FIAKZ25
Exchange	Eurex
Currency	EUR
Security type	Future
Underlying	STELLANTIS N.V.
Maturity	12-2025
Contract size	1,000

### Market data

Bid (Bid size)	- EUR (-)
Ask (Ask size)	- EUR (-)
Open	18.2449 EUR
High	18.2449 EUR
Low	18.2449 EUR
Close (prev. day)	18.316 EUR
Underlying	STELLANTIS N.V.
Underlying price (date)	18.47 (24/06/28)
Settlement price (date)	18.24 (24/06/28)
Open Interest	0

### Performance and Risk

	6m	1Y	3Y
Perf (%)	-6.42%	+22.45%	-
Perf (abs.)	-1.25	+3.35	-
Beta	-	-	-
Volatility	31.87	29.34	-

### Futures and Options

Related Futures	-
Related Options	-












5Y

Information about previous performance does not guarantee future performance.  
Source: FactSet

### Price data

Ø price 5 days   Ø volume 5 days (pcs.)	18.8094 EUR (0)
Ø price 30 days   Ø volume 30 days (pcs.)	19.5059 EUR (0)
Ø price 100 days   Ø volume 100 days (pcs.)	21.5631 EUR (0)
Ø price 250 days   Ø volume 250 days (pcs.)	19.1175 EUR (0)
YTD High   date	25.3996 EUR (2024/03/25)
YTD Low   date	17.7869 EUR (2024/01/25)
52 Weeks High   date	25.3996 EUR (2024/03/25)
52 Weeks Low   date	15.3893 EUR (2023/07/06)

### Recent Research

on underlying	on sector	on market	
Date		Headline	Download
2023/06/06		Global Equity Ratings	
2023/06/01		Global Equity Ratings	
2023/05/24		Global Equity Ratings	
2023/05/03		Global Equity Ratings	
2023/04/25		Global Equity Ratings	