

# UNICREDIT S.P.A. FUTURE (CR5J) - EUX/202512

2024/07/16 18:50:06

Price  
**36.3224** EUR

Difference  0.73% (0.26)

### General attributes

Symbol	CR5JZ25
Exchange	Eurex
Currency	EUR
Security type	Future
Underlying	UNICREDIT SPA
Maturity	12-2025
Contract size	100

### Market data

Bid (Bid size)	- EUR (-)
Ask (Ask size)	- EUR (-)
Open	36.3224 EUR
High	36.3224 EUR
Low	36.3224 EUR
Close (prev. day)	36.0584 EUR
Underlying	UNICREDIT SPA
Underlying price (date)	37.58 (24/07/17)
Settlement price (date)	36.32 (24/07/16)
Open Interest	0

### Performance and Risk

	6m	1Y	3Y
Perf (%)	+53.53%	+65.61%	-
Perf (abs.)	+12.66	+14.39	-
Beta	-	-	-
Volatility	29.00	29.36	-

### Futures and Options

Related Futures	-
Related Options	-

5Y












Information about previous performance does not guarantee future performance.  
Source: FactSet

### Price data

Ø price 5 days   Ø volume 5 days (pcs.)	36.0006 EUR (0)
Ø price 30 days   Ø volume 30 days (pcs.)	34.5064 EUR (0)
Ø price 100 days   Ø volume 100 days (pcs.)	32.9993 EUR (0)
Ø price 250 days   Ø volume 250 days (pcs.)	26.9696 EUR (0)
YTD High   date	36.3224 EUR (2024/07/16)
YTD Low   date	22.6676 EUR (2024/01/03)
52 Weeks High   date	36.3224 EUR (2024/07/16)
52 Weeks Low   date	20.0759 EUR (2023/09/07)

### Recent Research

on underlying	on sector	on market	
Date		Headline	Download
2024/07/12		Global Equity Ratings	
2024/06/21		Global Equity Ratings	
2024/06/14		Global Equity Ratings	
2024/05/29		Global Equity Ratings	
2024/04/26		Global Equity Ratings	