

FERRARI N.V. FUTURE (RACF) - EUX/202512

2024/07/29 18:35:37

Price
393.5706 EUR

Difference  -1.09% (-4.32)

General attributes

Symbol	RACFZ25
Exchange	Eurex
Currency	EUR
Security type	Future
Underlying	FERRARI N.V.
Maturity	12-2025
Contract size	1,000

Market data

Bid (Bid size)	- EUR (-)
Ask (Ask size)	- EUR (-)
Open	393.5706 EUR
High	393.5706 EUR
Low	393.5706 EUR
Close (prev. day)	397.8942 EUR
Underlying	FERRARI N.V.
Underlying price (date)	377.00 (24/07/29)
Settlement price (date)	393.57 (24/07/29)
Open Interest	0

Performance and Risk

	6m	1Y	3Y
Perf (%)	+19.16%	+24.83%	-
Perf (abs.)	+63.29	+78.29	-
Beta	-	-	-
Volatility	24.44	23.02	-

Futures and Options

Related Futures	-
Related Options	-

5Y












Information about previous performance does not guarantee future performance.
Source: FactSet

Price data

Ø price 5 days Ø volume 5 days (pcs.)	398.4532 EUR (0)
Ø price 30 days Ø volume 30 days (pcs.)	406.9519 EUR (0)
Ø price 100 days Ø volume 100 days (pcs.)	407.0680 EUR (0)
Ø price 250 days Ø volume 250 days (pcs.)	362.1096 EUR (0)
YTD High date	425.7769 EUR (2024/03/25)
YTD Low date	319.3509 EUR (2024/01/03)
52 Weeks High date	425.7769 EUR (2024/03/25)
52 Weeks Low date	10.9857 EUR (2023/12/14)

Recent Research

on sector		on market	
Date		Headline	Download
2024/07/24		Global Equity Ratings	
2024/07/12		Global Equity Ratings	
2024/06/21		Global Equity Ratings	
2024/06/14		Global Equity Ratings	
2024/05/29		Global Equity Ratings	