


CHEVRON CORPORATION

ISIN: US1667641005 WKN: 166764100


Overview

| | | |
|---------------------|-----------------------------------------------------------------------------------|--------------|
| 2024/04/26 22:02:31 | | |
| Price | 165.89 USD | |
| Difference |  | 0.37% (0.61) |

| | |
|--------------------|----------------------|
| General attributes | |
| ISIN | US1667641005 |
| Symbol | CVX |
| Exchange | NYSE |
| Currency | USD |
| Sector | Energy / Commodities |
| Security type | Stock |
| Market cap (m) | 287,221 EUR |
| Benchmark | S&P 500 |

| | |
|-------------------|--------------------|
| Market data | |
| Bid (Bid size) | 165.80 USD (400) |
| Ask (Ask size) | 166.59 USD (1,000) |
| Open | 165.23 USD |
| High | 166.98 USD |
| Low | 163.30 USD |
| Close (prev. day) | 165.28 USD |
| VWAP | 165.078428 USD |
| Volume (pcs) | 9,736,350 |
| Trading volume | 1,606,595,538.73 |
| Number of trades | 146,143 |
| Last size | - |

| | |
|---------------------|----|
| Futures and Options | |
| Related Futures | 15 |
| Related Options | - |

| | |
|-------------------------------------|-------------------------------------------------------------------------------------|
| PDF Downloads | |
| Company report: CHEVRON CORPORATION |  |




Information about previous performance does not guarantee future performance.
Source: FactSet

Recent research

| on instrument | on sector | on market | |
|---------------|-------------------------------------------------------------------------------------|-----------------------|---------------------------------------------------------------------------------------|
| Date | | Headline | Download |
| 2024/04/26 |  | Global Equity Ratings |  |
| 2024/04/03 |  | Global Equity Ratings |  |
| 2024/03/13 |  | Global Equity Ratings |  |
| 2024/02/22 |  | Global Equity Ratings |  |
| 2024/02/14 |  | Global Equity Ratings |  |

Details

| | | |
|---------------------|-----------------------------------------------------------------------------------|--------------|
| 2024/04/26 22:02:31 | | |
| Price | 165.89 USD | |
| Difference |  | 0.37% (0.61) |

| | |
|--------------------|----------------------|
| General attributes | |
| ISIN | US1667641005 |
| Symbol | CVX |
| Exchange | NYSE |
| Currency | USD |
| Sector | Energy / Commodities |
| Security type | Stock |
| Market cap (m) | 287,221 EUR |
| Benchmark | S&P 500 |

| | |
|-------------------|--------------------|
| Market data | |
| Bid (Bid size) | 165.80 USD (400) |
| Ask (Ask size) | 166.59 USD (1,000) |
| Open | 165.23 USD |
| High | 166.98 USD |
| Low | 163.30 USD |
| Close (prev. day) | 165.28 USD |
| VWAP | 165.078428 USD |
| Volume (pcs) | 9,736,350 |
| Trading volume | 1,606,595,538.73 |
| Number of trades | 146,143 |
| Last size | - |

| | | | |
|----------------------|--------|--------|---------|
| Performance and Risk | | | |
| | 6m | 1Y | 3Y |
| Perf (%) | +7.20% | -0.05% | +63.41% |
| Perf (abs.) | +11.14 | -0.09 | +64.37 |
| Beta | 0.43 | 0.40 | 0.59 |
| Volatility | 17.80 | 21.06 | 26.77 |



Information about previous performance does not guarantee future performance.
Source: FactSet

| | |
|---------------------------------------------|-------------------------|
| Price data | |
| Ø price 5 days Ø volume 5 days (pcs.) | 163.90 USD (7,885,221) |
| Ø price 30 days Ø volume 30 days (pcs.) | 159.11 USD (7,918,689) |
| Ø price 100 days Ø volume 100 days (pcs.) | 152.25 USD (8,977,762) |
| Ø price 250 days Ø volume 250 days (pcs.) | 155.37 USD (8,659,995) |
| YTD High date | 166.98 USD (2024/04/26) |
| YTD Low date | 139.62 USD (2024/01/18) |
| 52 Weeks High date | 171.70 USD (2023/09/28) |
| 52 Weeks Low date | 139.62 USD (2024/01/18) |

| | | | | | |
|----------------------------------------------------------------------------------------------|------------|-------|------------|-----------------------|------------------|
| All listings for CHEVRON CORPORATION | | | | | |
| Exchange  | Date | Time | Price | Trading volume (mio.) | Number of trades |
| Xetra | 2024/04/26 | 17:35 | 152.60 EUR | 0.77 | 264 |
| Vienna Stock Exchange | 2024/04/26 | 17:32 | 153.80 EUR | 0.00 | 2 |
| Tradegate | 2024/04/26 | 22:26 | 155.02 EUR | 1.47 | 201 |
| Stuttgart | 2024/04/26 | 16:47 | 153.02 EUR | 0.02 | 8 |
| SIX Swiss Exchange | 2023/ | 17:35 | 171.97 CHF | 0.00 | 1 |

| | | | | | |
|-----------------------------------------|------------|-------|------------|----------|---------|
| | 02/13 | | | | |
| SIX Swiss Exchange | 2022/05/05 | 17:35 | 109.00 USD | 0.00 | 1 |
| NYSE | 2024/04/26 | 22:02 | 165.89 USD | 1,606.60 | 146,143 |
| Munich | 2024/04/26 | 08:03 | 153.60 EUR | 0.00 | 2 |
| London Stock Exchange | 2024/04/25 | 15:31 | 164.00 USD | 0.00 | 10 |
| Hanover | 2024/04/26 | 08:00 | 153.60 EUR | 0.00 | 1 |
| Hamburg | 2024/04/26 | 08:00 | 153.60 EUR | 0.00 | 1 |
| Frankfurt | 2024/04/26 | 21:36 | 155.00 EUR | 0.14 | 15 |
| Euronext Milan MTF Trading After Hours | 2024/04/15 | 18:27 | 149.38 EUR | 0.00 | 1 |
| Euronext Milan MTF Global Equity Market | 2024/04/26 | 17:44 | 153.66 EUR | 0.02 | 4 |
| Duesseldorf | 2024/04/26 | 19:30 | 154.20 EUR | 0.00 | 7 |
| Berlin | 2024/04/26 | 08:08 | 153.64 EUR | 0.00 | 2 |

Company profile

Company Logo



Contact Details

CHEVRON CORP.

- -

6001 Bollinger Canyon Road - 94583-2324
San Ramon

Telefon: +1-925-842-1000

Fax: +

E-mail: -

PDF Downloads

Company report: CHEVRON
CORPORATION



Company Profile

Chevron Corp. engages in the provision of administrative, financial management, and technology support for energy and chemical operations. It operates through the Upstream and Downstream segments. The Upstream segment consists of the exploration, development, and production of crude oil and natural gas, the liquefaction, transportation, and regasification associated with liquefied natural gas, the transporting of crude oil by major international oil export pipelines, the processing, transporting, storage, and marketing of natural gas, and a gas-to-liquids plant. The Downstream segment consists of the refining of crude oil into petroleum products, the marketing of crude oil and refined products, the transporting of crude oil and refined products by pipeline, marine vessel, motor equipment, and rail car, and the manufacturing and marketing of commodity petrochemicals and plastics for industrial uses and fuel & lubricant additives. The company was founded in 1906 and is headquartered in San Ramon, CA.

Members of Management Board

| | |
|-------------------|-------------------------------|
| Alice Gast | Member of Board of Directors |
| Dambisa Moyo | Member of Board of Directors |
| Wanda Austin | Member of Board of Directors |
| Charles Moorman | Member of Board of Directors |
| Cynthia Warner | Member of Board of Directors |
| Debra Reed-Klages | Member of Board of Directors |
| Donald Umpleby | Member of Board of Directors |
| Enrique Hernandez | Member of Board of Directors |
| John Frank | Member of Board of Directors |
| Jon Huntsman | Member of Board of Directors |
| Marillyn Hewson | Member of Board of Directors |
| Mark Nelson | Member of Board of Directors |
| Michael K. Wirth | Chairman of Managing Board |
| A. Nigel Hearne | Member of Executive Committee |
| Eimear P. Bonner | Member of Executive Committee |
| Mark A. Nelson | Member of Executive Committee |
| Mary Francis | Member of Executive Committee |
| Pierre R. Breber | Member of Executive Committee |
| Rhonda J. | Member of Executive |

