

ADAMAS ONE CORP COM USD0.001

ISIN: **US00548H1014** WKN: **00548H101**

Overview

2024/09/18 18:22:41

Price
0.204 USDDifference  -18.40% (-0.05)

General attributes

ISIN US00548H1014
 Symbol JEWL
 Exchange FINRA other OTC Issues
 Currency USD
 Sector -
 Security type Stock
 Market cap (m) 10 EUR
 Benchmark S&P 500

Market data

Bid (Bid size) -
 Ask (Ask size) -
 Open 0.21 USD
 High 0.21 USD
 Low 0.1883 USD
 Close (prev. day) 0.25 USD
 VWAP 0.197257 USD
 Volume (pcs) 12,793
 Trading volume 2,524.06
 Number of trades 8
 Last size 1,400

Futures and Options

Related Futures -
 Related Options -











5Y



Information about previous performance does not guarantee future performance.
 Source: FactSet

Recent research

on market

Date	Headline	Download
2024/09/11	 Global Equity Ratings	
2024/09/05	 Global Equity Ratings	
2024/08/12	 Global Equity Ratings	
2024/07/24	 Global Equity Ratings	
2024/07/12	 Global Equity Ratings	

Details

2024/09/18 18:22:41

Price

0.204 USD

Difference ▼ -18.40% (-0.05)

General attributes

ISIN	US00548H1014
Symbol	JEWL
Exchange	FINRA other OTC Issues
Currency	USD
Sector	-
Security type	Stock
Market cap (m)	10 EUR
Benchmark	S&P 500

Market data

Bid (Bid size)	-
Ask (Ask size)	-
Open	0.21 USD
High	0.21 USD
Low	0.1883 USD
Close (prev. day)	0.25 USD
VWAP	0.197257 USD
Volume (pcs)	12,793
Trading volume	2,524.06
Number of trades	8
Last size	1,400

Performance and Risk

	6m	1Y	3Y
Perf (%)	-30.56%	-74.49%	-
Perf (abs.)	-0.11	-0.73	-
Beta	-	-	-
Volatility	268.78	203.75	-

5Y



Information about previous performance does not guarantee future performance.
Source: FactSet

Price data

Ø price 5 days Ø volume 5 days (pcs.)	0.203 USD (95,237)
Ø price 30 days Ø volume 30 days (pcs.)	0.333 USD (92,216)
Ø price 100 days Ø volume 100 days (pcs.)	0.330 USD (192,977)
Ø price 250 days Ø volume 250 days (pcs.)	0.453 USD (151,095)
YTD High date	0.740 USD (2024/03/07)
YTD Low date	0.051 USD (2024/09/06)
52 Weeks High date	0.990 USD (2023/09/28)
52 Weeks Low date	0.051 USD (2024/09/06)

Arbitrage views

Exchange	Date	Time	Price	Trading volume (mio.)	Number of trades
FINRA other OTC Issues	2024/09/18	18:22	0.204 USD	0.00	8

Company profile

Company Logo

Contact Details

ADAMAS ONE CORP

--

Telefon: -

Fax: -

E-mail: -

Company Profile

-