

ADAMAS ONE CORP COM USD0.001

ISIN: **US00548H1014** WKN: **00548H101**

Overview

2024/08/16 15:30:57

Price
0.36 USDDifference  -1.45% (-0.01)

General attributes

ISIN	US00548H1014
Symbol	JEWL
Exchange	Nasdaq
Currency	USD
Sector	-
Security type	Stock
Market cap (m)	9 EUR
Benchmark	S&P 500

Market data

Bid (Bid size)	0.3385 USD (200)
Ask (Ask size)	0.3725 USD (1,800)
Open	0.36 USD
High	0.36 USD
Low	0.36 USD
Close (prev. day)	0.3653 USD
VWAP	0.36 USD
Volume (pcs)	421
Trading volume	152.70
Number of trades	7
Last size	100

Futures and Options











Related Futures	-
Related Options	-

5Y



Information about previous performance does not guarantee future performance.
Source: FactSet

Recent research

on market			
Date		Headline	Download
2024/08/12		Global Equity Ratings	
2024/07/24		Global Equity Ratings	
2024/07/12		Global Equity Ratings	
2024/07/03		Global Strategy 3Q 2024	
2024/06/21		Global Equity Ratings	

Details

2024/08/16 15:30:57

Price

0.36 USD

Difference



-1.45% (-0.01)

General attributes

ISIN	US00548H1014
Symbol	JEWL
Exchange	Nasdaq
Currency	USD
Sector	-
Security type	Stock
Market cap (m)	9 EUR
Benchmark	S&P 500

Market data

Bid (Bid size)	0.3385 USD (200)
Ask (Ask size)	0.3725 USD (1,800)
Open	0.36 USD
High	0.36 USD
Low	0.36 USD
Close (prev. day)	0.3653 USD
VWAP	0.36 USD
Volume (pcs)	421
Trading volume	152.70
Number of trades	7
Last size	100

Performance and Risk

	6m	1Y	3Y
Perf (%)	-32.35%	-63.83%	-
Perf (abs.)	-0.17	-0.64	-
Beta	0.34	0.67	0.13
Volatility	162.81	136.02	-

5Y



Information about previous performance does not guarantee future performance.
Source: FactSet

Price data

Ø price 5 days Ø volume 5 days (pcs.)	0.37 USD (75,069)
Ø price 30 days Ø volume 30 days (pcs.)	0.40 USD (193,248)
Ø price 100 days Ø volume 100 days (pcs.)	0.34 USD (199,887)
Ø price 250 days Ø volume 250 days (pcs.)	0.51 USD (149,983)
YTD High date	0.74 USD (2024/03/07)
YTD Low date	0.17 USD (2024/06/28)
52 Weeks High date	1.19 USD (2023/08/22)
52 Weeks Low date	0.17 USD (2024/06/28)

Arbitrage views

Exchange	Date	Time	Price	Trading volume (mio.)	Number of trades
Nasdaq	2024/08/16	15:30	0.36 USD	0.00	7

Company profile

Company Logo

Contact Details

ADAMAS ONE CORP

--

Telefon: -

Fax: -

E-mail: -

Company Profile

-