

STRAUMANN HOLDING AG

ISIN: **CH1175448666** WKN: **117544866**

Overview

2024/07/17 21:54:36

Price
126.962 USD

Difference ▲ 0.88% (1.11)

General attributes

ISIN	CH1175448666
Symbol	STMN
Exchange	FINRA other OTC Issues
Currency	USD
Sector	Chemical / Pharmaceutical / Health
Security type	Stock
Market cap (m)	18,931 EUR
Benchmark	SWISS MARKET INDEX

Market data

Bid (Bid size)	-
Ask (Ask size)	-
Open	124.088 USD
High	133.688 USD
Low	124.088 USD
Close (prev. day)	125.85 USD
VWAP	126.82968 USD
Volume (pcs)	638
Trading volume	82,455.45
Number of trades	18
Last size	11

Futures and Options

Related Futures	15
Related Options	-

PDF Downloads




Company report: STRAUMANN HOLDING AG 

5Y



Information about previous performance does not guarantee future performance.
Source: FactSet

Recent research

on sector		on market	
Date		Headline	Download
2024/07/12		Global Equity Ratings	
2024/06/21		Global Equity Ratings	
2024/06/14		Global Equity Ratings	
2024/05/29		Global Equity Ratings	
2024/04/26		Global Equity Ratings	

Details

2024/07/17 21:54:36

Price

126.962 USD

Difference ▲ 0.88% (1.11)

General attributes

ISIN	CH1175448666
Symbol	STMN
Exchange	FINRA other OTC Issues
Currency	USD
Sector	Chemical / Pharmaceutical / Health
Security type	Stock
Market cap (m)	18,931 EUR
Benchmark	SWISS MARKET INDEX

Market data

Bid (Bid size)	-
Ask (Ask size)	-
Open	124.088 USD
High	133.688 USD
Low	124.088 USD
Close (prev. day)	125.85 USD
VWAP	126.82968 USD
Volume (pcs)	638
Trading volume	82,455.45
Number of trades	18
Last size	11

Performance and Risk

	6m	1Y	3Y
Perf (%)	-12.77%	-24.29%	-28.76%
Perf (abs.)	-18.59	-40.74	-51.26
Beta	1.16	1.36	1.63
Volatility	58.15	55.40	56.56

5Y



Information about previous performance does not guarantee future performance.
Source: FactSet

Price data

Ø price 5 days Ø volume 5 days (pcs.)	126.845 USD (1,143)
Ø price 30 days Ø volume 30 days (pcs.)	126.266 USD (720)
Ø price 100 days Ø volume 100 days (pcs.)	140.938 USD (556)
Ø price 250 days Ø volume 250 days (pcs.)	143.045 USD (986)
YTD High date	175.098 USD (2024/03/13)
YTD Low date	115.110 USD (2024/06/24)
52 Weeks High date	175.098 USD (2024/03/13)
52 Weeks Low date	107.750 USD (2023/10/26)

All listings for STRAUMANN HOLDING AG

Exchange	Date	Time	Price	Trading volume (mio.)	Number of trades
SIX Swiss Exchange	2024/07/18	15:07	117.50 CHF	7.61	1,115
London Stock Exchange European Trade Reporting	2024/07/15	15:13	117.80 CHF	0.85	2
Frankfurt	2019/06/28	10:55	77.80 EUR	0.00	2
FINRA other OTC Issues	2024/07/17	21:54	126.962 USD	0.08	18

Duesseldorf	2019/ 06/28	08:11	76.50 EUR	0.00	2
-------------	----------------	-------	-----------	------	---

Company profile

Company Logo



Contact Details

STRAUMANN HOLDING AG

--

Peter Merian-Weg 12 - 4002 Basel

Telefon: +41-61-965-11-11

Fax: +41-61-965-11-01

E-mail: info@straumann.com

PDF Downloads

Company report: STRAUMANN
HOLDING AG

Company Profile

Straumann Holding AG engages in the provision of implant, restorative, and regenerative dentistry solutions to dental professionals and laboratories. It operates through the following segments: Sales Western Europe, Sales Central Eastern Europe, Middle East and Africa (CEEMEA), Sales North America (NAM), Sales Asia Pacific (APAC), Sales Latin America (LATAM), and Operations. The Sales Western Europe segment comprises Group's distribution businesses in Scandinavia, the UK, France, the Benelux countries, Iberia and Italy; implant-borne prosthetics business of Createch, as well as Anthogyr manufacturing plants, a French company that develops and manufactures dental implant systems and CAD/CAM solutions. The Sales CEEMEA segment comprises the Group's distribution businesses mainly in Germany, Switzerland, Austria, Hungary, the Czech Republic, Russia, Turkey, Croatia, Jordan and South Africa, as well as the business with European, African and Middle Eastern distributors. The Sales NAM segment comprises ClearCorrect's clear-aligner business and its associated development and production activities. The Sales APAC segment comprises Group's distribution businesses in the Asia Pacific region, as well as the business with Asian distributors. The Sales LATAM segment comprises distribution and In-plant manufacturing plants, implants, and biomaterials. The company was founded by Reinhard Straumann in 1954 and is headquartered in Basel, Switzerland.

Members of Management Board

Guillaume Daniellot	Chairman of Managing Board
Andreas Meier	Member of Executive Committee
Christian Ullrich	Member of Executive Committee
Alastair Robertson	Member of Executive Committee
Aurelio Sahagun	Member of Executive Committee
Holger Haderer	Member of Executive Committee
Jason Forbes	Member of Executive Committee
Marcel Kellerhals	Member of Executive Committee
Matthias Schupp	Member of Executive Committee
Patrick Loh	Member of Executive Committee
Sébastien Roche	Member of Executive Committee
Wolfgang Becker	Member of Executive Committee
Yang Xu	Member of Executive Committee

Board of directors

H. C. Straumann	Member of the administrative board
Olivier Filliol	Member of the administrative board
Marco Gadola	Member of the administrative board
Regula Wallimann	Member of the administrative board
Stefan Mario Meister	Member of the administrative board
Xiaoqun Clever-Steg	Member of the administrative board
Petra Rumpf	Chairman of the administrative board