

ACRIVON THERAPEUTICS INC COM USD0.001

ISIN: **US0048901096** WKN: **004890109**

Overview

2024/08/16 15:30:01

Price
7.23 USDDifference  0.00% (0.00)

General attributes

ISIN	US0048901096
Symbol	ACRV
Exchange	Nasdaq
Currency	USD
Sector	-
Security type	Stock
Market cap (m)	203 EUR
Benchmark	S&P 500

Market data

Bid (Bid size)	7.01 USD (200)
Ask (Ask size)	7.22 USD (200)
Open	7.23 USD
High	7.23 USD
Low	7.23 USD
Close (prev. day)	7.23 USD
VWAP	7.23 USD
Volume (pcs)	856
Trading volume	6,180.19
Number of trades	18
Last size	779

Futures and Options











Related Futures	-
Related Options	-

5Y



Information about previous performance does not guarantee future performance.
Source: FactSet

Recent research

on market			
Date		Headline	Download
2024/08/12		Global Equity Ratings	
2024/07/24		Global Equity Ratings	
2024/07/12		Global Equity Ratings	
2024/07/03		Global Strategy 3Q 2024	
2024/06/21		Global Equity Ratings	

Details

2024/08/16 15:30:01

Price
7.23 USDDifference ➔ 0.00% (0.00)

General attributes

ISIN	US0048901096
Symbol	ACRV
Exchange	Nasdaq
Currency	USD
Sector	-
Security type	Stock
Market cap (m)	203 EUR
Benchmark	S&P 500

Market data

Bid (Bid size)	7.01 USD (200)
Ask (Ask size)	7.22 USD (200)
Open	7.23 USD
High	7.23 USD
Low	7.23 USD
Close (prev. day)	7.23 USD
VWAP	7.23 USD
Volume (pcs)	856
Trading volume	6,180.19
Number of trades	18
Last size	779

Performance and Risk

	6m	1Y	3Y
Perf (%)	+80.75%	-38.31%	-
Perf (abs.)	+3.23	-4.49	-
Beta	1.36	1.17	0.59
Volatility	121.83	103.57	-

5Y



Information about previous performance does not guarantee future performance.
Source: FactSet

Price data

Ø price 5 days Ø volume 5 days (pcs.)	7.36 USD (46,251)
Ø price 30 days Ø volume 30 days (pcs.)	7.61 USD (71,654)
Ø price 100 days Ø volume 100 days (pcs.)	7.80 USD (527,282)
Ø price 250 days Ø volume 250 days (pcs.)	6.78 USD (237,221)
YTD High date	11.90 USD (2024/04/09)
YTD Low date	3.19 USD (2024/02/13)
52 Weeks High date	12.52 USD (2023/09/05)
52 Weeks Low date	3.19 USD (2024/02/13)

Arbitrage views

Exchange ⊕	Date	Time	Price	Trading volume (mio.)	Number of trades
Nasdaq	2024/08/16	15:30	7.23 USD	0.01	18

Company profile

Company Logo

Company Profile

Contact Details

ACRIVON THERAPEUTICS INC.

--

Telefon: -

Fax: -

E-mail: -