

COSTCO WHOLESALE CORP. FUTURE (COSF) - EUX/202311

2023/10/04 18:55:51

Price
572.363 USDDifference  0.48% (2.75)

General attributes

Symbol	COSFX23
Exchange	Eurex
Currency	USD
Security type	Future
Underlying	COSTCO WHOLESALE CORP
Maturity	11-2023
Contract size	100

Market data

Bid (Bid size)	- USD (-)
Ask (Ask size)	- USD (-)
Open	572.363 USD
High	572.363 USD
Low	572.363 USD
Close (prev. day)	569.6168 USD
Underlying	COSTCO WHOLESALE CORP
Underlying price (date)	571.80 (23/10/04)
Settlement price (date)	572.36 (23/10/04)
Open Interest	0

Performance and Risk

	6m	1Y	3Y
Perf (%)	+11.41%	-	-
Perf (abs.)	+58.63	-	-
Beta	-	-	-
Volatility	15.23	20.24	20.24

Futures and Options

Related Futures	-
Related Options	-












5Y

Information about previous performance does not guarantee future performance.
Source: FactSet

Price data

Ø price 5 days Ø volume 5 days (pcs.)	571.562 USD (0)
Ø price 30 days Ø volume 30 days (pcs.)	559.259 USD (0)
Ø price 100 days Ø volume 100 days (pcs.)	548.109 USD (0)
Ø price 250 days Ø volume 250 days (pcs.)	- USD (0)
YTD High date	576.770 USD (2023/07/27)
YTD Low date	466.455 USD (2023/01/03)
52 Weeks High date	576.770 USD (2023/07/27)
52 Weeks Low date	466.455 USD (2023/01/03)

Recent Research

on sector		on market	
Date		Headline	Download
2023/09/29		Global Equity Ratings	
2023/09/08		Global Equity Ratings	
2023/08/22		Global Equity Ratings	
2023/08/17		Global Equity Ratings	
2023/08/09		Global Equity Ratings	