

COSTCO WHOLESALE CORP. FUTURE (COSF) - EUX/202311

2023/06/09 18:46:32

Price
527.8726 USDDifference  -0.07% (-0.37)

General attributes

Symbol	COSFX23
Exchange	Eurex
Currency	USD
Security type	Future
Underlying	COSTCO WHOLESALE CORP
Maturity	11-2023
Contract size	100

Market data

Bid (Bid size)	- USD (-)
Ask (Ask size)	- USD (-)
Open	527.8726 USD
High	527.8726 USD
Low	527.8726 USD
Close (prev. day)	528.2472 USD
Underlying	COSTCO WHOLESALE CORP
Underlying price (date)	517.28 (23/06/09)
Settlement price (date)	527.87 (23/06/09)
Open Interest	0

Performance and Risk

	6m	1Y	3Y
Perf (%)	+3.75%	-	-
Perf (abs.)	+19.09	-	-
Beta	-	-	-
Volatility	23.06	23.27	23.27

Futures and Options

Related Futures	-
Related Options	-












Information about previous performance does not guarantee future performance.
Source: FactSet

Price data

Ø price 5 days Ø volume 5 days (pcs.)	527.3343 USD (0)
Ø price 30 days Ø volume 30 days (pcs.)	512.4770 USD (0)
Ø price 100 days Ø volume 100 days (pcs.)	510.7674 USD (0)
Ø price 250 days Ø volume 250 days (pcs.)	- USD (0)
YTD High date	542.1900 USD (2023/02/02)
YTD Low date	466.4548 USD (2023/01/03)
52 Weeks High date	560.3452 USD (2022/11/23)
52 Weeks Low date	466.4548 USD (2023/01/03)

Recent Research

on sector		on market	
Date		Headline	Download
2023/06/06		Global Equity Ratings	
2023/06/01		Global Equity Ratings	
2023/05/24		Global Equity Ratings	
2023/05/03		Global Equity Ratings	
2023/04/25		Global Equity Ratings	