

SAP SE FUTURE (SAPJ) - EUX/202311

2023/06/02 18:35:53

Price
126.3879 EURDifference  1.20% (1.50)

General attributes

Symbol	SAPJX23
Exchange	Eurex
Currency	EUR
Security type	Future
Underlying	SAP SE
Maturity	11-2023
Contract size	100

Market data

Bid (Bid size)	- EUR (-)
Ask (Ask size)	- EUR (-)
Open	126.3879 EUR
High	126.3879 EUR
Low	126.3879 EUR
Close (prev. day)	124.8894 EUR
Underlying	SAP SE
Underlying price (date)	124.36 (23/06/02)
Settlement price (date)	126.39 (23/06/02)
Open Interest	7,050

Performance and Risk

	6m	1Y	3Y
Perf (%)	+16.26%	-	-
Perf (abs.)	+17.47	-	-
Beta	-	-	-
Volatility	20.37	22.73	22.73

Futures and Options

Related Futures	-
Related Options	-












Information about previous performance does not guarantee future performance.
Source: FactSet

Price data

Ø price 5 days Ø volume 5 days (pcs.)	124.4649 EUR (0)
Ø price 30 days Ø volume 30 days (pcs.)	123.4772 EUR (0)
Ø price 100 days Ø volume 100 days (pcs.)	115.2426 EUR (71)
Ø price 250 days Ø volume 250 days (pcs.)	- EUR (45)
YTD High date	126.8257 EUR (2023/05/19)
YTD Low date	98.3105 EUR (2023/01/02)
52 Weeks High date	126.8257 EUR (2023/05/19)
52 Weeks Low date	92.3575 EUR (2022/10/24)

Recent Research

on underlying	on sector	on market	
Date		Headline	Download
2023/06/01		Global Equity Ratings	
2023/05/24		Global Equity Ratings	
2023/05/03		Global Equity Ratings	
2023/04/25		Global Equity Ratings	
2023/03/28		Global Equity Ratings	