

NETFLIX INC. FUTURE (NTFF) - EUX/202311

2023/09/25 18:57:30

Price
386.2736 USD

Difference  -0.10% (-0.38)

General attributes

Symbol	NTFFX23
Exchange	Eurex
Currency	USD
Security type	Future
Underlying	NETFLIX INC
Maturity	11-2023
Contract size	100

Market data

Bid (Bid size)	- USD (-)
Ask (Ask size)	- USD (-)
Open	386.2736 USD
High	386.2736 USD
Low	386.2736 USD
Close (prev. day)	386.6529 USD
Underlying	NETFLIX INC
Underlying price (date)	382.6101 (23/09/26)
Settlement price (date)	386.27 (23/09/25)
Open Interest	0

Performance and Risk

	6m	1Y	3Y
Perf (%)	+14.23%	-	-
Perf (abs.)	+48.11	-	-
Beta	-	-	-
Volatility	36.20	42.40	42.40

Futures and Options

Related Futures	-
Related Options	-











Information about previous performance does not guarantee future performance.
 Source: FactSet

Price data

Ø price 5 days Ø volume 5 days (pcs.)	390.5556 USD (0)
Ø price 30 days Ø volume 30 days (pcs.)	423.3077 USD (0)
Ø price 100 days Ø volume 100 days (pcs.)	422.4511 USD (0)
Ø price 250 days Ø volume 250 days (pcs.)	- USD (0)
YTD High date	485.9001 USD (2023/07/19)
YTD Low date	304.0527 USD (2023/01/02)
52 Weeks High date	485.9001 USD (2023/07/19)
52 Weeks Low date	269.4168 USD (2022/11/07)

Recent Research

on underlying	on sector	on market	
Date		Headline	Download
2023/09/08		Global Equity Ratings	
2023/08/22		Global Equity Ratings	
2023/08/17		Global Equity Ratings	
2023/08/09		Global Equity Ratings	
2023/07/21		Global Equity Ratings	