

## NETFLIX INC. FUTURE (NTFF) - EUX/202311

2023/06/06 18:36:14

Price  
**409.918** USDDifference  -2.52% (-10.58)

## General attributes

Symbol	NTFFX23
Exchange	Eurex
Currency	USD
Security type	Future
Underlying	NETFLIX INC
Maturity	11-2023
Contract size	100

## Market data

Bid (Bid size)	- USD (-)
Ask (Ask size)	- USD (-)
Open	409.918 USD
High	409.918 USD
Low	409.918 USD
Close (prev. day)	420.4993 USD
Underlying	NETFLIX INC
Underlying price (date)	399.29 (23/06/06)
Settlement price (date)	409.92 (23/06/06)
Open Interest	0

## Performance and Risk

	6m	1Y	3Y
Perf (%)	+27.53%	-	-
Perf (abs.)	+88.49	-	-
Beta	-	-	-
Volatility	43.09	44.89	44.89

## Futures and Options

Related Futures	-
Related Options	-












5Y

Information about previous performance does not guarantee future performance.  
Source: FactSet

## Price data

Ø price 5 days   Ø volume 5 days (pcs.)	412.058 USD (0)
Ø price 30 days   Ø volume 30 days (pcs.)	362.937 USD (0)
Ø price 100 days   Ø volume 100 days (pcs.)	351.605 USD (0)
Ø price 250 days   Ø volume 250 days (pcs.)	- USD (0)
YTD High   date	420.499 USD (2023/06/05)
YTD Low   date	304.053 USD (2023/01/02)
52 Weeks High   date	420.499 USD (2023/06/05)
52 Weeks Low   date	269.417 USD (2022/11/07)

## Recent Research

on underlying	on sector	on market	
Date		Headline	Download
2023/06/06		Global Equity Ratings	
2023/06/01		Global Equity Ratings	
2023/05/24		Global Equity Ratings	
2023/05/03		Global Equity Ratings	
2023/04/25		Global Equity Ratings	