

ABB LTD. FUTURE (ABBG) - EUX/202412

2024/07/26 18:34:47

Price
48.437 CHF

Difference  2.07% (0.98)

General attributes

Symbol	ABBGZ24
Exchange	Eurex
Currency	CHF
Security type	Future
Underlying	ABB LTD
Maturity	12-2024
Contract size	100

Market data

Bid (Bid size)	- CHF (-)
Ask (Ask size)	- CHF (-)
Open	48.437 CHF
High	48.437 CHF
Low	48.437 CHF
Close (prev. day)	47.4531 CHF
Underlying	ABB LTD
Underlying price (date)	48.22 (24/07/26)
Settlement price (date)	48.44 (24/07/26)
Open Interest	0

Performance and Risk

	6m	1Y	3Y
Perf (%)	+32.53%	+39.11%	-
Perf (abs.)	+11.89	+13.62	-
Beta	-	-	-
Volatility	20.49	20.89	-

Futures and Options

Related Futures	-
Related Options	-

5Y












Information about previous performance does not guarantee future performance.
Source: FactSet

Price data

Ø price 5 days Ø volume 5 days (pcs.)	48.590 CHF (0)
Ø price 30 days Ø volume 30 days (pcs.)	50.253 CHF (0)
Ø price 100 days Ø volume 100 days (pcs.)	46.968 CHF (0)
Ø price 250 days Ø volume 250 days (pcs.)	39.559 CHF (0)
YTD High date	52.108 CHF (2024/07/12)
YTD Low date	35.014 CHF (2024/01/19)
52 Weeks High date	52.108 CHF (2024/07/12)
52 Weeks Low date	29.288 CHF (2023/10/20)

Recent Research

on underlying	on sector	on market	
Date		Headline	Download
2024/07/24		Global Equity Ratings	
2024/07/12		Global Equity Ratings	
2024/06/21		Global Equity Ratings	
2024/06/14		Global Equity Ratings	
2024/05/29		Global Equity Ratings	