

# FAES FARMA S.A. (FAE) - EUX/CALL/0.4/20261218

2024/07/11 18:56:19

**Price**  
3.11 EUR

**Difference**  0.32% (0.01)

### General attributes

**Symbol** FAE26L18/0.4  
**Exchange** EUX  
**Currency** EUR  
**Security type** Option  
**Underlying** FAES FARMA SA EUR0.1(REGD)  
**Type** CALL  
**Style** American  
**Strike price** 0.40 EUR  
**Maturity** 2026/12/18  
**Contract size** 100  
**Settlement date** 2024/07/11  
**Delivery date** -

### Market data

**Bid (Bid size)** -  
**Ask (Ask size)** -  
**Open** 3.11 EUR  
**High** 3.11 EUR  
**Low** 3.11 EUR  
**Close (prev. day)** 3.10 EUR  
**Underlying** FAES FARMA  
**Underlying price (date)** 3.11 (24/07/11)  
**Settlement price (date)** 3.11 (24/07/11)  
**Open Interest** 0

### Performance and Risk

	6m	1Y	3Y
<b>Perf (%)</b>	+12.68%	+13.50%	-
<b>Perf (abs.)</b>	+0.35	+0.37	-
<b>Beta</b>	-	-	-
<b>Volatility</b>	19.04	17.94	-

### Futures and Options

**Related Futures** -  
**Related Options** -

5Y











Information about previous performance does not guarantee future performance.  
 Source: FactSet

### Price data

**Ø price 5 days | Ø volume 5 days (pcs.)** 3.10 EUR (0)  
**Ø price 30 days | Ø volume 30 days (pcs.)** 3.26 EUR (0)  
**Ø price 100 days | Ø volume 100 days (pcs.)** 2.98 EUR (0)  
**Ø price 250 days | Ø volume 250 days (pcs.)** 2.83 EUR (0)  
**YTD High | date** 3.41 EUR (2024/05/31)  
**YTD Low | date** 2.54 EUR (2024/03/14)  
**52 Weeks High | date** 3.41 EUR (2024/05/31)  
**52 Weeks Low | date** 2.48 EUR (2023/10/27)

### Recent research

on sector		on market	
Date		Headline	Download
2024/07/12		Global Equity Ratings	
2024/06/21		Global Equity Ratings	
2024/06/14		Global Equity Ratings	
2024/05/29		Global Equity Ratings	
2024/04/26		Global Equity Ratings	