

FAES FARMA S.A. (FAE) - EUX/CALL/0.4/20261218

2024/07/11 18:56:19

Price
3.11 EUR

Difference  0.32% (0.01)

General attributes

Symbol	FAE26L18/0.4
Exchange	EUX
Currency	EUR
Security type	Option
Underlying	FAES FARMA SA EUR0.1(REGD)
Type	CALL
Style	American
Strike price	0.40 EUR
Maturity	2026/12/18
Contract size	100
Settlement date	2024/07/11
Delivery date	-

Market data

Bid (Bid size)	-
Ask (Ask size)	-
Open	3.11 EUR
High	3.11 EUR
Low	3.11 EUR
Close (prev. day)	3.10 EUR
Underlying	FAES FARMA
Underlying price (date)	3.11 (24/07/11)
Settlement price (date)	3.11 (24/07/11)
Open Interest	0

Performance and Risk

	6m	1Y	3Y
Perf (%)	+12.68%	+13.50%	-
Perf (abs.)	+0.35	+0.37	-
Beta	-	-	-
Volatility	19.04	17.94	-

Futures and Options

Related Futures	-
Related Options	-

5Y










Information about previous performance does not guarantee future performance.
Source: FactSet

Price data

Ø price 5 days Ø volume 5 days (pcs.)	3.10 EUR (0)
Ø price 30 days Ø volume 30 days (pcs.)	3.26 EUR (0)
Ø price 100 days Ø volume 100 days (pcs.)	2.98 EUR (0)
Ø price 250 days Ø volume 250 days (pcs.)	2.83 EUR (0)
YTD High date	3.41 EUR (2024/05/31)
YTD Low date	2.54 EUR (2024/03/14)
52 Weeks High date	3.41 EUR (2024/05/31)
52 Weeks Low date	2.48 EUR (2023/10/27)

Recent research

on sector		on market	
Date		Headline	Download
2024/07/12		Global Equity Ratings	
2024/06/21		Global Equity Ratings	
2024/06/14		Global Equity Ratings	
2024/05/29		Global Equity Ratings	
2024/04/26		Global Equity Ratings	