

SGS S.A. FUTURE (SGSP) - EUX/202412

2024/05/15 18:23:56

Price
81.8241 CHF

Difference  -0.16% (-0.13)

General attributes

Symbol	SGSPZ24
Exchange	Eurex
Currency	CHF
Security type	Future
Underlying	SGS SA
Maturity	12-2024
Contract size	100

Market data

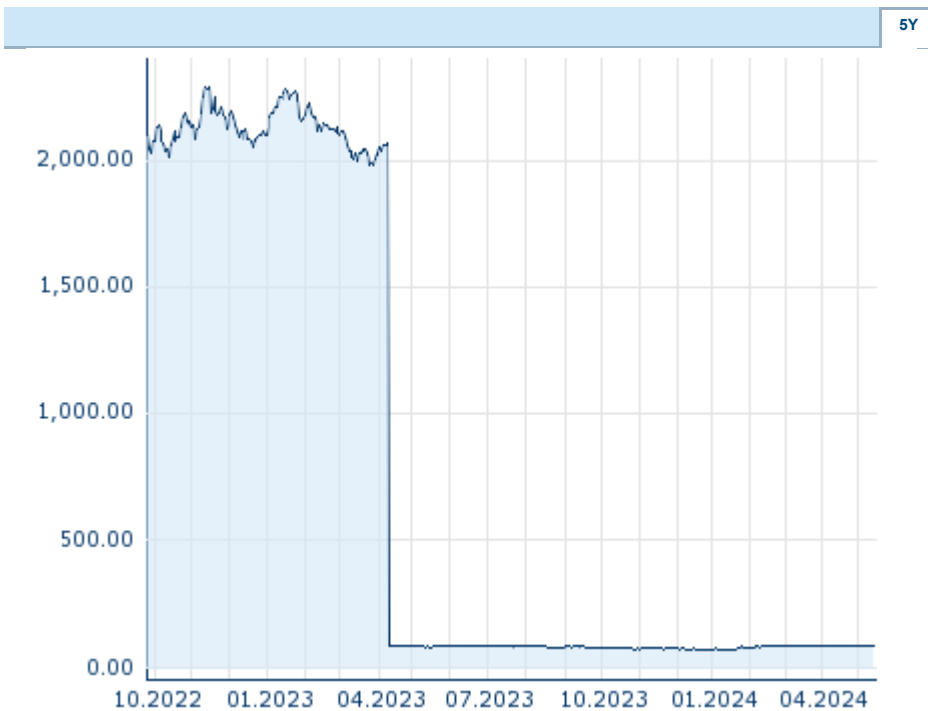
Bid (Bid size)	- CHF (-)
Ask (Ask size)	- CHF (-)
Open	81.8241 CHF
High	81.8241 CHF
Low	81.8241 CHF
Close (prev. day)	81.9537 CHF
Underlying	SGS SA
Underlying price (date)	81.12 (24/05/16)
Settlement price (date)	81.82 (24/05/15)
Open Interest	0

Performance and Risk

	6m	1Y	3Y
Perf (%)	+11.69%	+1.82%	-
Perf (abs.)	+8.56	+1.47	-
Beta	-	-	-
Volatility	20.96	19.60	-

Futures and Options

Related Futures	-
Related Options	-





Information about previous performance does not guarantee future performance.
Source: FactSet

Price data

Ø price 5 days Ø volume 5 days (pcs.)	82.3622 CHF (0)
Ø price 30 days Ø volume 30 days (pcs.)	82.9473 CHF (0)
Ø price 100 days Ø volume 100 days (pcs.)	79.9902 CHF (0)
Ø price 250 days Ø volume 250 days (pcs.)	79.3262 CHF (0)
YTD High date	86.0644 CHF (2024/03/13)
YTD Low date	68.8281 CHF (2024/01/10)
52 Weeks High date	86.5371 CHF (2023/06/16)
52 Weeks Low date	68.8281 CHF (2024/01/10)

Recent Research

on sector		on market	
Date		Headline	Download
2024/04/26		Global Equity Ratings	
2024/04/03		Global Equity Ratings	
2024/03/13		Global Equity Ratings	
2024/02/22		Global Equity Ratings	
2024/02/14		Global Equity Ratings	