

## BRIQ PROPERTIES REIC EUR2.10

ISIN: **GRS517003000** WKN: -

## Overview

2024/08/16 08:05:06

5Y

## Price

1.905 EUR

Difference  0.00% (0.00)

## General attributes

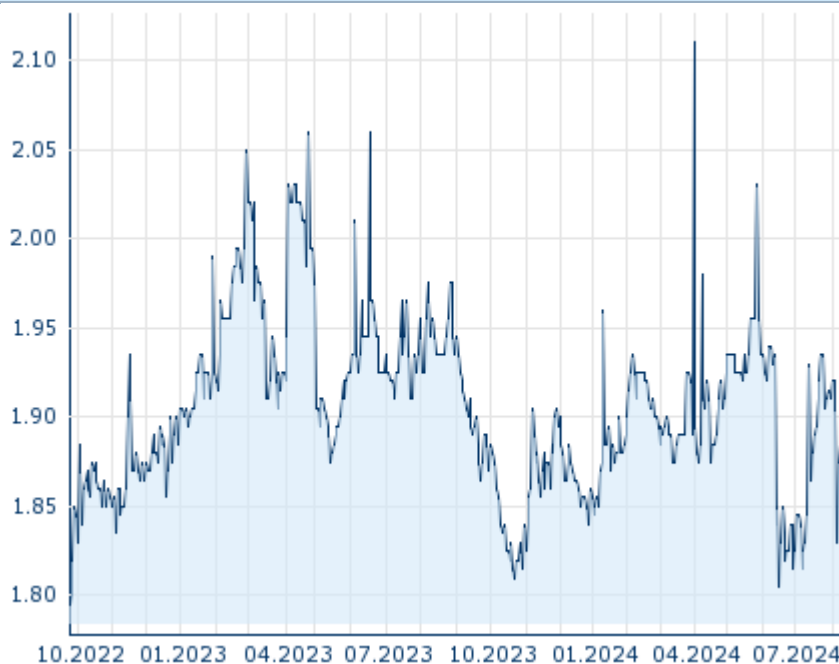
ISIN	GRS517003000
Symbol	BRIQ
Exchange	Frankfurt
Currency	EUR
Sector	-
Security type	Stock
Market cap (m)	70 EUR
Benchmark	GREECE

## Market data

Bid (Bid size)	1.92 EUR (2,000)
Ask (Ask size)	1.995 EUR (2,000)
Open	1.905 EUR
High	1.905 EUR
Low	1.905 EUR
Close (prev. day)	1.905 EUR
VWAP	1.93 EUR
Volume (pcs)	0
Trading volume	0.00
Number of trades	1
Last size	0







## Futures and Options

Related Futures	-
Related Options	-



Information about previous performance does not guarantee future performance.  
Source: FactSet

## Recent research

on market		
Date	Headline	Download
2024/08/12	 Global Equity Ratings	
2024/07/03	 Global Strategy 3Q 2024	
2024/06/21	 Global Equity Ratings	
2024/06/14	 Global Equity Ratings	
2024/04/26	 Global Equity Ratings	

## Details

2024/08/16 08:05:06

## Price

1.905 EUR

Difference ➔ 0.00% (0.00)

## General attributes

ISIN	GRS517003000
Symbol	BRIQ
Exchange	Frankfurt
Currency	EUR
Sector	-
Security type	Stock
Market cap (m)	70 EUR
Benchmark	GREECE

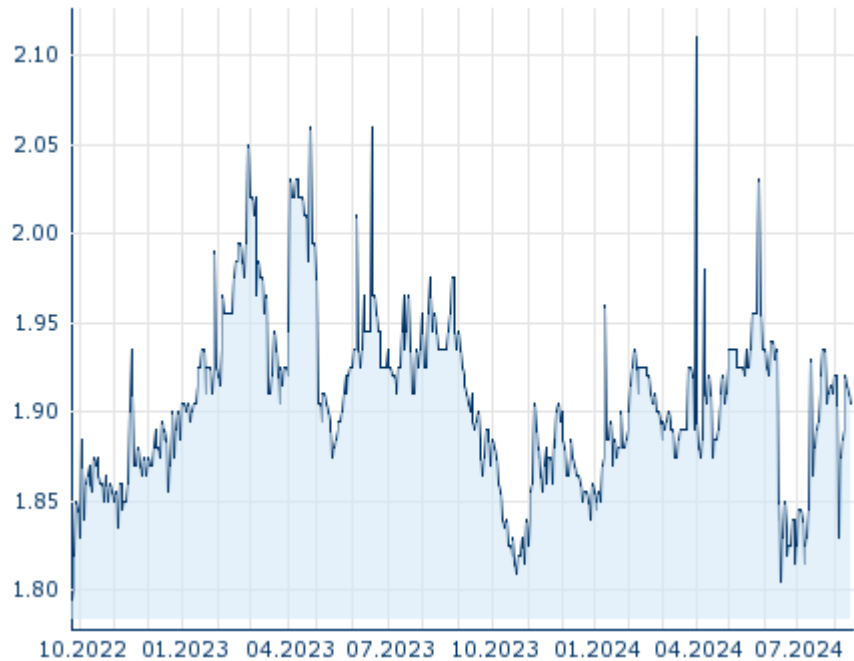
## Market data

Bid (Bid size)	1.92 EUR (2,000)
Ask (Ask size)	1.995 EUR (2,000)
Open	1.905 EUR
High	1.905 EUR
Low	1.905 EUR
Close (prev. day)	1.905 EUR
VWAP	1.93 EUR
Volume (pcs)	0
Trading volume	0.00
Number of trades	1
Last size	0

## Performance and Risk

	6m	1Y	3Y
Perf (%)	-1.04%	-1.55%	-
Perf (abs.)	-0.02	-0.03	-
Beta	0.47	0.34	0.34
Volatility	29.69	22.71	-

5Y



Information about previous performance does not guarantee future performance.  
Source: FactSet

## Price data

Ø price 5 days   Ø volume 5 days (pcs.)	1.908 EUR (0)
Ø price 30 days   Ø volume 30 days (pcs.)	1.892 EUR (0)
Ø price 100 days   Ø volume 100 days (pcs.)	1.901 EUR (33)
Ø price 250 days   Ø volume 250 days (pcs.)	1.890 EUR (14)
YTD High   date	2.110 EUR (2024/04/02)
YTD Low   date	1.805 EUR (2024/06/17)
52 Weeks High   date	2.110 EUR (2024/04/02)
52 Weeks Low   date	1.805 EUR (2024/06/17)

## All listings for BRIQ PROPERTIES REIC EUR2.10

Exchange <span>⊕</span>	Date	Time	Price	Trading volume (mio.)	Number of trades
London Stock Exchange	2018/05/22	17:36	1.845 EUR	0.00	1
Frankfurt	2024/08/16	08:05	1.905 EUR	0.00	1
Athens Stock Exchange	2024/08/16	10:43	1.96 EUR	0.04	23

## Company profile

### Company Logo

#### Contact Details

BRIQ PROPERTIES REIC

--

----

Telefon: -

Fax: -

E-mail: -

### Company Profile

-