

ABBVIE INC. FUTURE (ABVF) - EUX/202310

2023/06/06 18:36:35

Price
135.6737 USD

Difference  -1.21% (-1.66)

General attributes

Symbol	ABV23
Exchange	Eurex
Currency	USD
Security type	Future
Underlying	ABBVIE INC.
Maturity	10-2023
Contract size	100

Market data

Bid (Bid size)	- USD (-)
Ask (Ask size)	- USD (-)
Open	135.6737 USD
High	135.6737 USD
Low	135.6737 USD
Close (prev. day)	137.3338 USD
Underlying	ABBVIE INC.
Underlying price (date)	135.43 (23/06/06)
Settlement price (date)	135.67 (23/06/06)
Open Interest	0

Performance and Risk

	6m	1Y	3Y
Perf (%)	-17.21%	-	-
Perf (abs.)	-28.20	-	-
Beta	-	-	-
Volatility	21.83	23.56	23.56

Futures and Options

Related Futures	-
Related Options	-












Information about previous performance does not guarantee future performance.
Source: FactSet

Price data

Ø price 5 days Ø volume 5 days (pcs.)	135.8150 USD (0)
Ø price 30 days Ø volume 30 days (pcs.)	145.0864 USD (0)
Ø price 100 days Ø volume 100 days (pcs.)	151.6537 USD (0)
Ø price 250 days Ø volume 250 days (pcs.)	- USD (0)
YTD High date	168.7779 USD (2023/01/06)
YTD Low date	134.0459 USD (2023/06/01)
52 Weeks High date	168.7779 USD (2023/01/06)
52 Weeks Low date	134.0459 USD (2023/06/01)

Recent Research

on underlying	on sector	on market	
Date		Headline	Download
2023/06/06		Global Equity Ratings	
2023/06/01		Global Equity Ratings	
2023/05/24		Global Equity Ratings	
2023/05/03		Global Equity Ratings	
2023/04/25		Global Equity Ratings	