

SAP SE FUTURE (SAPJ) - EUX/202310

2023/06/02 18:35:53

Price
126.0142 EURDifference  1.20% (1.50)

General attributes

Symbol	SAPJV23
Exchange	Eurex
Currency	EUR
Security type	Future
Underlying	SAP SE
Maturity	10-2023
Contract size	100

Market data

Bid (Bid size)	- EUR (-)
Ask (Ask size)	- EUR (-)
Open	126.0142 EUR
High	126.0142 EUR
Low	126.0142 EUR
Close (prev. day)	124.518 EUR
Underlying	SAP SE
Underlying price (date)	124.36 (23/06/02)
Settlement price (date)	126.01 (23/06/02)
Open Interest	0

Performance and Risk

	6m	1Y	3Y
Perf (%)	+16.18%	-	-
Perf (abs.)	+17.34	-	-
Beta	-	-	-
Volatility	20.40	23.15	23.15

Futures and Options

Related Futures	-
Related Options	-












Information about previous performance does not guarantee future performance.
Source: FactSet

Price data

Ø price 5 days Ø volume 5 days (pcs.)	124.0730 EUR (0)
Ø price 30 days Ø volume 30 days (pcs.)	123.0893 EUR (0)
Ø price 100 days Ø volume 100 days (pcs.)	114.9152 EUR (0)
Ø price 250 days Ø volume 250 days (pcs.)	- EUR (0)
YTD High date	126.4175 EUR (2023/05/19)
YTD Low date	98.0321 EUR (2023/01/02)
52 Weeks High date	126.4175 EUR (2023/05/19)
52 Weeks Low date	81.7348 EUR (2022/09/23)

Recent Research

on underlying	on sector	on market	
Date		Headline	Download
2023/06/01		Global Equity Ratings	
2023/05/24		Global Equity Ratings	
2023/05/03		Global Equity Ratings	
2023/04/25		Global Equity Ratings	
2023/03/28		Global Equity Ratings	