

SIEMENS AG FUTURE (SIEH) - EUX/202310

2023/09/29 18:39:10

Price
135.9554 EURDifference  0.05% (0.07)

General attributes

Symbol	SIEHV23
Exchange	Eurex
Currency	EUR
Security type	Future
Underlying	SIEMENS AG
Maturity	10-2023
Contract size	100

Market data

Bid (Bid size)	- EUR (-)
Ask (Ask size)	- EUR (-)
Open	135.9554 EUR
High	135.9554 EUR
Low	135.9554 EUR
Close (prev. day)	135.8896 EUR
Underlying	SIEMENS AG
Underlying price (date)	135.66 (23/09/29)
Settlement price (date)	135.96 (23/09/29)
Open Interest	4,200

Performance and Risk

	6m	1Y	3Y
Perf (%)	-8.80%	+38.93%	-
Perf (abs.)	-13.12	+38.10	-
Beta	-	-	-
Volatility	21.98	26.37	26.19

Futures and Options

Related Futures	-
Related Options	-










5Y

Information about previous performance does not guarantee future performance.
Source: FactSet

Price data

Ø price 5 days Ø volume 5 days (pcs.)	133.8861 EUR (0)
Ø price 30 days Ø volume 30 days (pcs.)	136.7065 EUR (0)
Ø price 100 days Ø volume 100 days (pcs.)	148.6249 EUR (0)
Ø price 250 days Ø volume 250 days (pcs.)	141.5113 EUR (17)
YTD High date	167.8112 EUR (2023/06/15)
YTD Low date	129.2504 EUR (2023/01/02)
52 Weeks High date	167.8112 EUR (2023/06/15)
52 Weeks Low date	100.4337 EUR (2022/10/03)

Recent Research

on underlying	on sector	on market	
Date		Headline	Download
2023/09/29		Global Equity Ratings	
2023/09/08		Global Equity Ratings	
2023/08/22		Global Equity Ratings	
2023/08/17		Global Equity Ratings	
2023/08/09		Global Equity Ratings	