

SIEMENS AG FUTURE (SIEH) - EUX/202310

2023/06/08 18:40:54

Price
160.7881 EURDifference  0.19% (0.30)

General attributes

| | |
|---------------|------------|
| Symbol | SIEHV23 |
| Exchange | Eurex |
| Currency | EUR |
| Security type | Future |
| Underlying | SIEMENS AG |
| Maturity | 10-2023 |
| Contract size | 100 |

Market data

| | |
|-------------------------|-------------------|
| Bid (Bid size) | - EUR (-) |
| Ask (Ask size) | - EUR (-) |
| Open | 160.7881 EUR |
| High | 160.7881 EUR |
| Low | 160.7881 EUR |
| Close (prev. day) | 160.4895 EUR |
| Underlying | SIEMENS AG |
| Underlying price (date) | 158.76 (23/06/08) |
| Settlement price (date) | 160.79 (23/06/08) |
| Open Interest | 4,200 |

Performance and Risk

| | 6m | 1Y | 3Y |
|-------------|---------|-------|-------|
| Perf (%) | +21.07% | - | - |
| Perf (abs.) | +27.93 | - | - |
| Beta | - | - | - |
| Volatility | 25.70 | 27.32 | 27.32 |

Futures and Options

| | |
|-----------------|---|
| Related Futures | - |
| Related Options | - |













Information about previous performance does not guarantee future performance.
Source: FactSet

Price data

| | |
|---|---------------------------|
| Ø price 5 days Ø volume 5 days (pcs.) | 160.3398 EUR (0) |
| Ø price 30 days Ø volume 30 days (pcs.) | 155.3882 EUR (0) |
| Ø price 100 days Ø volume 100 days (pcs.) | 149.2743 EUR (42) |
| Ø price 250 days Ø volume 250 days (pcs.) | - EUR (23) |
| YTD High date | 162.2669 EUR (2023/05/19) |
| YTD Low date | 129.2504 EUR (2023/01/02) |
| 52 Weeks High date | 162.2669 EUR (2023/05/19) |
| 52 Weeks Low date | 97.6557 EUR (2022/09/27) |

Recent Research

| on underlying | on sector | on market | | |
|---------------|---|-----------|-----------------------|---|
| Date | | | Headline | Download |
| 2023/06/06 |  | | Global Equity Ratings |  |
| 2023/06/01 |  | | Global Equity Ratings |  |
| 2023/05/24 |  | | Global Equity Ratings |  |
| 2023/05/03 |  | | Global Equity Ratings |  |
| 2023/04/25 |  | | Global Equity Ratings |  |