

BNP PARIBAS SA STOCK TRACKING FUTURE (1BNP) - EUX/202310

2023/03/20 19:18:31

Price
53.4966 EURDifference  0.71% (0.38)

General attributes

Symbol	1BNPV23
Exchange	Eurex
Currency	EUR
Security type	Future
Underlying	BNP PARIBAS S.A.
Maturity	10-2023
Contract size	100

Market data

Bid (Bid size)	- EUR (-)
Ask (Ask size)	- EUR (-)
Open	53.4966 EUR
High	53.4966 EUR
Low	53.4966 EUR
Close (prev. day)	53.1187 EUR
Underlying	BNP PARIBAS S.A.
Underlying price (date)	54.74 (23/03/21)
Settlement price (date)	53.50 (23/03/20)
Open Interest	0

Performance and Risk

	6m	1Y	3Y
Perf (%)	+7.63%	-	-
Perf (abs.)	+3.79	-	-
Beta	-	-	-
Volatility	30.85	30.72	30.72

Futures and Options

Related Futures	-
Related Options	-

5Y











Information about previous performance does not guarantee future performance.
Source: FactSet

Price data

Ø price 5 days Ø volume 5 days (pcs.)	54.7434 EUR (0)
Ø price 30 days Ø volume 30 days (pcs.)	63.7402 EUR (0)
Ø price 100 days Ø volume 100 days (pcs.)	58.5531 EUR (0)
Ø price 250 days Ø volume 250 days (pcs.)	- EUR (0)
YTD High date	68.1218 EUR (2023/02/28)
YTD Low date	53.1187 EUR (2023/03/17)
52 Weeks High date	68.1218 EUR (2023/02/28)
52 Weeks Low date	43.4649 EUR (2022/10/12)

Recent Research

on underlying	on sector	on market		
Date			Headline	Download
2023/03/16			Global Equity Ratings	
2023/03/10			Global Equity Ratings	
2023/02/27			Global Equity Ratings	
2023/02/07			Global Equity Ratings	
2023/01/30			Global Equity Ratings	