

BNP PARIBAS SA STOCK TRACKING FUTURE (1BNP) - EUX/202310

2023/01/30 19:04:33

Price
63.4519 EURDifference  0.12% (0.08)

General attributes

Symbol	1BNPV23
Exchange	Eurex
Currency	EUR
Security type	Future
Underlying	BNP PARIBAS S.A.
Maturity	10-2023
Contract size	-

Market data

Bid (Bid size)	- EUR (-)
Ask (Ask size)	- EUR (-)
Open	63.4519 EUR
High	63.4519 EUR
Low	63.4519 EUR
Close (prev. day)	63.3735 EUR
Underlying	BNP PARIBAS S.A.
Underlying price (date)	62.11 (23/01/30)
Settlement price (date)	63.45 (23/01/30)
Open Interest	0

Performance and Risk

	6m	1Y	3Y
Perf (%)	-	-	-
Perf (abs.)	-	-	-
Beta	-	-	-
Volatility	23.41	23.41	23.41

Futures and Options

Related Futures	-
Related Options	-












5Y

Information about previous performance does not guarantee future performance.
Source: FactSet

Price data

Ø price 5 days Ø volume 5 days (pcs.)	62.8550 EUR (0)
Ø price 30 days Ø volume 30 days (pcs.)	58.9102 EUR (0)
Ø price 100 days Ø volume 100 days (pcs.)	- EUR (0)
Ø price 250 days Ø volume 250 days (pcs.)	- EUR (0)
YTD High date	63.4519 EUR (2023/01/30)
YTD Low date	56.1488 EUR (2023/01/02)
52 Weeks High date	63.4519 EUR (2023/01/30)
52 Weeks Low date	43.4649 EUR (2022/10/12)

Recent Research

on underlying	on sector	on market	
Date		Headline	Download
2023/01/30		Global Equity Ratings	
2023/01/09		Global Equity Ratings	
2022/12/19		Global Equity Ratings	
2022/11/28		Global Equity Ratings	
2022/11/18		Global Equity Ratings	