

ANHEU.-BUSCH IN.STOCK TRACKING FUTURE (1ITK) - EUX/202310

2023/09/27 18:53:13

Price
50.9979 EURDifference  -0.87% (-0.45)

General attributes

Symbol	1ITKV23
Exchange	Eurex
Currency	EUR
Security type	Future
Underlying	ANHEUSER-BUSCH INBEV SA
Maturity	10-2023
Contract size	100

Market data

Bid (Bid size)	- EUR (-)
Ask (Ask size)	- EUR (-)
Open	50.9979 EUR
High	50.9979 EUR
Low	50.9979 EUR
Close (prev. day)	51.4441 EUR
Underlying	ANHEUSER-BUSCH INBEV SA
Underlying price (date)	50.56 (23/09/28)
Settlement price (date)	51.00 (23/09/27)
Open Interest	0

Performance and Risk

	6m	1Y	3Y
Perf (%)	-14.04%	+4.55%	-
Perf (abs.)	-8.33	+2.22	-
Beta	-	-	-
Volatility	18.08	18.91	18.96

Futures and Options

Related Futures	-
Related Options	-











5Y

Information about previous performance does not guarantee future performance.
Source: FactSet

Price data

Ø price 5 days Ø volume 5 days (pcs.)	52.3173 EUR (0)
Ø price 30 days Ø volume 30 days (pcs.)	52.5929 EUR (0)
Ø price 100 days Ø volume 100 days (pcs.)	52.7748 EUR (0)
Ø price 250 days Ø volume 250 days (pcs.)	55.1469 EUR (0)
YTD High date	62.5877 EUR (2023/03/31)
YTD Low date	50.6288 EUR (2023/05/31)
52 Weeks High date	62.5877 EUR (2023/03/31)
52 Weeks Low date	47.5087 EUR (2022/10/10)

Recent Research

on underlying	on sector	on market	
Date		Headline	Download
2023/09/08		Global Equity Ratings	
2023/08/22		Global Equity Ratings	
2023/08/17		Global Equity Ratings	
2023/08/09		Global Equity Ratings	
2023/07/21		Global Equity Ratings	