

THESSALONIKI PORT AUTHORITY EUR3(CR)

ISIN: **GRS427003009** WKN: -

Overview

2024/07/08 08:05:50

Price

20.30 EUR

Difference  0.50% (0.10)

General attributes

ISIN	GRS427003009
Symbol	OLTH
Exchange	Frankfurt
Currency	EUR
Sector	Utilities
Security type	Stock
Market cap (m)	209 EUR
Benchmark	GREECE

Market data

Bid (Bid size)	20.40 EUR (100)
Ask (Ask size)	21.10 EUR (150)
Open	20.30 EUR
High	20.30 EUR
Low	20.30 EUR
Close (prev. day)	20.20 EUR
VWAP	22.90 EUR
Volume (pcs)	0
Trading volume	0.00
Number of trades	1
Last size	0

Futures and Options








Related Futures	-
Related Options	-

5Y



Information about previous performance does not guarantee future performance.
Source: FactSet

Recent research

on sector		on market	
Date	Headline	Download	
2024/07/08	 Akciové trhy - denní zpráva		
2024/07/04	 Akciové trhy - denní zpráva		
2024/07/03	 Akciové trhy - denní zpráva		
2024/07/02	 Akciové trhy - denní zpráva		
2024/07/01	 Akciové trhy - denní zpráva		

Details

2024/07/08 08:05:50

Price

20.30 EUR

Difference ▲ 0.50% (0.10)

General attributes

ISIN	GRS427003009
Symbol	OLTH
Exchange	Frankfurt
Currency	EUR
Sector	Utilities
Security type	Stock
Market cap (m)	209 EUR
Benchmark	GREECE

Market data

Bid (Bid size)	20.40 EUR (100)
Ask (Ask size)	21.10 EUR (150)
Open	20.30 EUR
High	20.30 EUR
Low	20.30 EUR
Close (prev. day)	20.20 EUR
VWAP	22.90 EUR
Volume (pcs)	0
Trading volume	0.00
Number of trades	1
Last size	0

Performance and Risk

	6m	1Y	3Y
Perf (%)	-10.22%	-19.20%	-
Perf (abs.)	-2.30	-4.80	-
Beta	0.14	0.25	0.33
Volatility	21.78	19.37	-

5Y



Information about previous performance does not guarantee future performance.
Source: FactSet

Price data

Ø price 5 days Ø volume 5 days (pcs.)	20.28 EUR (0)
Ø price 30 days Ø volume 30 days (pcs.)	20.80 EUR (0)
Ø price 100 days Ø volume 100 days (pcs.)	21.44 EUR (1)
Ø price 250 days Ø volume 250 days (pcs.)	22.42 EUR (3)
YTD High date	22.90 EUR (2024/04/23)
YTD Low date	20.10 EUR (2024/06/28)
52 Weeks High date	25.60 EUR (2023/08/01)
52 Weeks Low date	20.10 EUR (2024/06/28)

All listings for THESSALONIKI PORT AUTHORITY EUR3(CR)

Exchange	Date	Time	Price	Trading volume (mio.)	Number of trades
Stuttgart	2024/07/08	08:27	19.45 EUR	0.00	1
London Stock Exchange	2018/05/22	17:36	27.20 EUR	0.00	1
Frankfurt	2024/07/08	08:05	20.30 EUR	0.00	1
Duesseldorf	2024/07/08	08:12	20.20 EUR	0.00	1
Athens Stock	2024/07/08	09:57	20.50 EUR	0.00	1

Company profile

Company Logo

Contact Details

THESSALONIKI PORT AUTHORITY

--

Telefon: -

Fax: -

E-mail: -

Company Profile

-