

# CITIGROUP INC. FUTURE (CITG) - EUX/202309

2023/06/01 18:50:49

Price  
**45.4484** USD

Difference  3.23% (1.42)

### General attributes

Symbol	CITGU23
Exchange	Eurex
Currency	USD
Security type	Future
Underlying	CITIGROUP INC
Maturity	09-2023
Contract size	100

### Market data

Bid (Bid size)	- USD (-)
Ask (Ask size)	- USD (-)
Open	45.4484 USD
High	45.4484 USD
Low	45.4484 USD
Close (prev. day)	44.0254 USD
Underlying	CITIGROUP INC
Underlying price (date)	45.045 (23/06/01)
Settlement price (date)	45.45 (23/06/01)
Open Interest	0

### Performance and Risk

	6m	1Y	3Y
Perf (%)	-6.38%	-	-
Perf (abs.)	-3.00	-	-
Beta	-	-	-
Volatility	32.82	32.39	32.39

### Futures and Options

Related Futures	-
Related Options	-

5Y












Information about previous performance does not guarantee future performance.  
Source: FactSet

### Price data

Ø price 5 days   Ø volume 5 days (pcs.)	44.3817 USD (0)
Ø price 30 days   Ø volume 30 days (pcs.)	46.3566 USD (0)
Ø price 100 days   Ø volume 100 days (pcs.)	48.2826 USD (0)
Ø price 250 days   Ø volume 250 days (pcs.)	- USD (0)
YTD High   date	53.1888 USD (2023/02/02)
YTD Low   date	42.5662 USD (2023/03/24)
52 Weeks High   date	53.1888 USD (2023/02/02)
52 Weeks Low   date	40.5191 USD (2022/10/12)

### Recent Research

on underlying	on sector	on market	
Date		Headline	Download
2023/06/01		Global Equity Ratings	
2023/05/24		Global Equity Ratings	
2023/05/03		Global Equity Ratings	
2023/04/25		Global Equity Ratings	
2023/03/28		Global Equity Ratings	