

BCE INC. FUTURE (BCEF) - EUX/202309

2023/05/31 18:41:33

Price
44.6284 USDDifference  -0.52% (-0.23)

General attributes

Symbol	BCEFU23
Exchange	Eurex
Currency	USD
Security type	Future
Underlying	BCE INC.
Maturity	09-2023
Contract size	100

Market data

Bid (Bid size)	- USD (-)
Ask (Ask size)	- USD (-)
Open	44.6284 USD
High	44.6284 USD
Low	44.6284 USD
Close (prev. day)	44.8606 USD
Underlying	BCE INC.
Underlying price (date)	61.24 (23/05/31)
Settlement price (date)	44.63 (23/05/31)
Open Interest	0

Performance and Risk

	6m	1Y	3Y
Perf (%)	-2.88%	-	-
Perf (abs.)	-1.32	-	-
Beta	-	-	-
Volatility	14.28	16.91	16.91

Futures and Options










Related Futures	-
Related Options	-



Price data

Ø price 5 days Ø volume 5 days (pcs.)	44.5949 USD (0)
Ø price 30 days Ø volume 30 days (pcs.)	46.5301 USD (0)
Ø price 100 days Ø volume 100 days (pcs.)	45.3139 USD (0)
Ø price 250 days Ø volume 250 days (pcs.)	- USD (0)
YTD High date	47.6002 USD (2023/04/28)
YTD Low date	42.4081 USD (2023/03/15)
52 Weeks High date	48.6098 USD (2022/08/23)
52 Weeks Low date	40.4286 USD (2022/10/12)

Recent Research

on sector			
Date		Headline	Download
2023/05/24		Global Equity Ratings	
2023/05/03		Global Equity Ratings	
2023/04/25		Global Equity Ratings	
2023/03/28		Global Equity Ratings	
2023/03/16		Global Equity Ratings	