

## BNP PARIBAS SA STOCK TRACKING FUTURE (1BNP) - EUX/202309

2023/03/28 19:04:39

Price  
**53.2619** EURDifference  0.34% (0.18)

## General attributes

Symbol	1BNPU23
Exchange	Eurex
Currency	EUR
Security type	Future
Underlying	BNP PARIBAS S.A.
Maturity	09-2023
Contract size	100

## Market data

Bid (Bid size)	- EUR (-)
Ask (Ask size)	- EUR (-)
Open	53.2619 EUR
High	53.2619 EUR
Low	53.2619 EUR
Close (prev. day)	53.0792 EUR
Underlying	BNP PARIBAS S.A.
Underlying price (date)	51.97 (23/03/28)
Settlement price (date)	53.26 (23/03/28)
Open Interest	0

## Performance and Risk

	6m	1Y	3Y
Perf (%)	+14.90%	-	-
Perf (abs.)	+6.88	-	-
Beta	-	-	-
Volatility	32.09	31.12	31.12

## Futures and Options

Related Futures	-
Related Options	-

5Y










Information about previous performance does not guarantee future performance.  
Source: FactSet

## Price data

Ø price 5 days   Ø volume 5 days (pcs.)	54.1653 EUR (0)
Ø price 30 days   Ø volume 30 days (pcs.)	61.7840 EUR (0)
Ø price 100 days   Ø volume 100 days (pcs.)	58.6009 EUR (0)
Ø price 250 days   Ø volume 250 days (pcs.)	- EUR (0)
YTD High   date	67.8918 EUR (2023/02/28)
YTD Low   date	51.7611 EUR (2023/03/24)
52 Weeks High   date	67.8918 EUR (2023/02/28)
52 Weeks Low   date	43.3441 EUR (2022/10/12)

## Recent Research

on underlying	on sector	on market		
Date			Headline	Download
2023/03/28			Global Equity Ratings	
2023/03/16			Global Equity Ratings	
2023/03/10			Global Equity Ratings	
2023/02/27			Global Equity Ratings	
2023/02/07			Global Equity Ratings	