

## BNP PARIBAS SA STOCK TRACKING FUTURE (1BNP) - EUX/202309

2023/01/27 18:49:16

Price  
**63.1893** EURDifference  0.49% (0.31)

## General attributes

Symbol	1BNPU23
Exchange	Eurex
Currency	EUR
Security type	Future
Underlying	BNP PARIBAS S.A.
Maturity	09-2023
Contract size	-

## Market data

Bid (Bid size)	- EUR (-)
Ask (Ask size)	- EUR (-)
Open	63.1893 EUR
High	63.1893 EUR
Low	63.1893 EUR
Close (prev. day)	62.8792 EUR
Underlying	BNP PARIBAS S.A.
Underlying price (date)	62.03 (23/01/27)
Settlement price (date)	63.19 (23/01/27)
Open Interest	0

## Performance and Risk

	6m	1Y	3Y
Perf (%)	-	-	-
Perf (abs.)	-	-	-
Beta	-	-	-
Volatility	23.82	23.82	23.82

## Futures and Options

Related Futures	-
Related Options	-

5Y












Information about previous performance does not guarantee future performance.  
Source: FactSet

## Price data

Ø price 5 days   Ø volume 5 days (pcs.)	62.2884 EUR (0)
Ø price 30 days   Ø volume 30 days (pcs.)	58.4207 EUR (0)
Ø price 100 days   Ø volume 100 days (pcs.)	52.5511 EUR (0)
Ø price 250 days   Ø volume 250 days (pcs.)	- EUR (0)
YTD High   date	63.1893 EUR (2023/01/27)
YTD Low   date	55.9876 EUR (2023/01/02)
52 Weeks High   date	63.1893 EUR (2023/01/27)
52 Weeks Low   date	43.3441 EUR (2022/10/12)

## Recent Research

on underlying	on sector	on market		
Date			Headline	Download
2023/01/09			Global Equity Ratings	
2022/12/19			Global Equity Ratings	
2022/11/28			Global Equity Ratings	
2022/11/18			Global Equity Ratings	
2022/10/31			Global Equity Ratings	