

SWISSCOM AG FUTURE (SCMH) - EUX/202309

2023/02/03 19:20:45

Price
526.3712 CHF

Difference  0.36% (1.90)

General attributes

Symbol	SCMHU23
Exchange	Eurex
Currency	CHF
Security type	Future
Underlying	SWISSCOM AG
Maturity	09-2023
Contract size	10

Market data

Bid (Bid size)	- CHF (-)
Ask (Ask size)	- CHF (-)
Open	526.3712 CHF
High	526.3712 CHF
Low	526.3712 CHF
Close (prev. day)	524.473 CHF
Underlying	SWISSCOM AG
Underlying price (date)	541.60 (23/02/03)
Settlement price (date)	526.37 (23/02/03)
Open Interest	0

Performance and Risk

	6m	1Y	3Y
Perf (%)	-	-	-
Perf (abs.)	-	-	-
Beta	-	-	-
Volatility	17.35	17.35	17.35

Futures and Options

Related Futures	-
Related Options	-











Information about previous performance does not guarantee future performance.
Source: FactSet

Price data

Ø price 5 days Ø volume 5 days (pcs.)	526.3786 CHF (0)
Ø price 30 days Ø volume 30 days (pcs.)	514.4743 CHF (0)
Ø price 100 days Ø volume 100 days (pcs.)	484.7452 CHF (0)
Ø price 250 days Ø volume 250 days (pcs.)	- CHF (0)
YTD High date	528.8575 CHF (2023/01/12)
YTD Low date	491.6416 CHF (2023/01/02)
52 Weeks High date	528.8575 CHF (2023/01/12)
52 Weeks Low date	433.6166 CHF (2022/10/13)

Recent Research

on sector	on market	Date	Headline	Download
		2023/01/30	 Global Equity Ratings	
		2023/01/09	 Global Equity Ratings	
		2022/12/19	 Global Equity Ratings	
		2022/11/28	 Global Equity Ratings	
		2022/11/18	 Global Equity Ratings	