

SGS S.A. FUTURE (SGSL) - EUX/202309

2023/02/03 19:20:36

Price
2,246.9058 CHFDifference  0.69% (15.48)

General attributes

Symbol	SGSLU23
Exchange	Eurex
Currency	CHF
Security type	Future
Underlying	SGS SA
Maturity	09-2023
Contract size	10

Market data

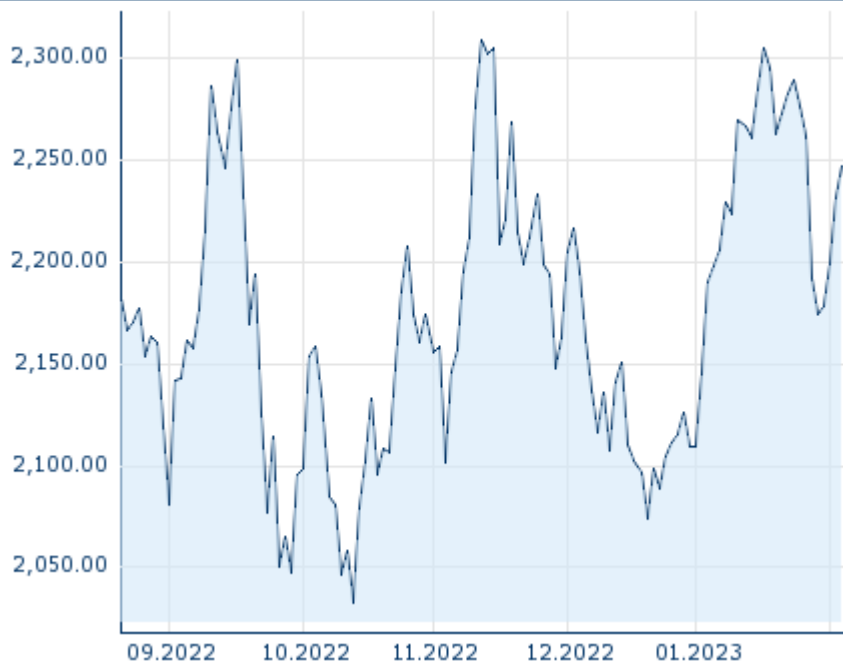
Bid (Bid size)	- CHF (-)
Ask (Ask size)	- CHF (-)
Open	2,246.9058 CHF
High	2,246.9058 CHF
Low	2,246.9058 CHF
Close (prev. day)	2,231.4225 CHF
Underlying	SGS SA
Underlying price (date)	2,293.00 (23/02/03)
Settlement price (date)	2,246.91 (23/02/03)
Open Interest	0

Performance and Risk

	6m	1Y	3Y
Perf (%)	-	-	-
Perf (abs.)	-	-	-
Beta	-	-	-
Volatility	23.30	23.30	23.30

Futures and Options

Related Futures	-
Related Options	-






Information about previous performance does not guarantee future performance.
Source: FactSet

Price data

Ø price 5 days Ø volume 5 days (pcs.)	2,206.0577 CHF (0)
Ø price 30 days Ø volume 30 days (pcs.)	2,213.8219 CHF (0)
Ø price 100 days Ø volume 100 days (pcs.)	2,171.1952 CHF (0)
Ø price 250 days Ø volume 250 days (pcs.)	- CHF (0)
YTD High date	2,304.6041 CHF (2023/01/17)
YTD Low date	2,109.3644 CHF (2023/01/02)
52 Weeks High date	2,308.9138 CHF (2022/11/11)
52 Weeks Low date	2,032.7069 CHF (2022/10/13)

Recent Research

on sector		on market	
Date		Headline	Download
2023/01/30		Global Equity Ratings	
2023/01/09		Global Equity Ratings	
2022/12/19		Global Equity Ratings	
2022/11/28		Global Equity Ratings	
2022/11/18		Global Equity Ratings	