

# HSBC HOLDINGS PLC FUTURE (HSBG) - EUX/202309

2023/03/31 18:35:30

Price  
**550.2809** GBP

Difference  -1.05% (-5.82)

### General attributes

Symbol	HSBGU23
Exchange	Eurex
Currency	GBP
Security type	Future
Underlying	HSBC HOLDINGS PLC
Maturity	09-2023
Contract size	1,000

### Market data

Bid (Bid size)	- GBP (-)
Ask (Ask size)	- GBP (-)
Open	550.2809 GBP
High	550.2809 GBP
Low	550.2809 GBP
Close (prev. day)	556.1004 GBP
Underlying	HSBC HOLDINGS PLC
Underlying price (date)	549.70 (23/03/31)
Settlement price (date)	550.28 (23/03/31)
Open Interest	0

### Performance and Risk

	6m	1Y	3Y
Perf (%)	+17.85%	-	-
Perf (abs.)	+83.33	-	-
Beta	-	-	-
Volatility	29.22	28.23	28.23

### Futures and Options

Related Futures	-
Related Options	-












5Y

Information about previous performance does not guarantee future performance.  
Source: FactSet

### Price data

Ø price 5 days   Ø volume 5 days (pcs.)	548.9299 GBP (0)
Ø price 30 days   Ø volume 30 days (pcs.)	585.0627 GBP (0)
Ø price 100 days   Ø volume 100 days (pcs.)	546.9815 GBP (0)
Ø price 250 days   Ø volume 250 days (pcs.)	- GBP (0)
YTD High   date	632.6388 GBP (2023/03/08)
YTD Low   date	503.2146 GBP (2023/01/02)
52 Weeks High   date	632.6388 GBP (2023/03/08)
52 Weeks Low   date	435.4821 GBP (2022/10/28)

### Recent Research

on underlying		on sector	
Date		Headline	Download
2023/03/28		Global Equity Ratings	
2023/03/16		Global Equity Ratings	
2023/03/10		Global Equity Ratings	
2023/02/27		Global Equity Ratings	
2023/02/07		Global Equity Ratings	