

HSBC HOLDINGS PLC FUTURE (HSBG) - EUX/202309

2023/02/02 18:47:52

Price
576.2564 GBP

Difference  **-1.85% (-10.85)**

General attributes

Symbol	HSBGU23
Exchange	Eurex
Currency	GBP
Security type	Future
Underlying	HSBC HOLDINGS PLC
Maturity	09-2023
Contract size	1,000

Market data

Bid (Bid size)	- GBP (-)
Ask (Ask size)	- GBP (-)
Open	576.2564 GBP
High	576.2564 GBP
Low	576.2564 GBP
Close (prev. day)	587.1031 GBP
Underlying	HSBC HOLDINGS PLC
Underlying price (date)	591.452 (23/02/03)
Settlement price (date)	576.26 (23/02/02)
Open Interest	0

Performance and Risk

	6m	1Y	3Y
Perf (%)	-	-	-
Perf (abs.)	-	-	-
Beta	-	-	-
Volatility	27.09	27.09	27.09

Futures and Options

Related Futures	-
Related Options	-

5Y












Information about previous performance does not guarantee future performance.
Source: FactSet

Price data

Ø price 5 days Ø volume 5 days (pcs.)	582.9738 GBP (0)
Ø price 30 days Ø volume 30 days (pcs.)	551.9988 GBP (0)
Ø price 100 days Ø volume 100 days (pcs.)	499.9544 GBP (0)
Ø price 250 days Ø volume 250 days (pcs.)	- GBP (0)
YTD High date	588.0673 GBP (2023/01/30)
YTD Low date	503.2146 GBP (2023/01/02)
52 Weeks High date	588.0673 GBP (2023/01/30)
52 Weeks Low date	435.4821 GBP (2022/10/28)

Recent Research

on underlying		on sector	
Date		Headline	Download
2023/01/30		Global Equity Ratings	
2023/01/09		Global Equity Ratings	
2022/12/19		Global Equity Ratings	
2022/11/28		Global Equity Ratings	
2022/11/18		Global Equity Ratings	