

EFFECTOR THERAPEUTICS INC.

ISIN: **US28202V2079** WKN: **28202V207**

Overview

2024/07/04 08:17:06

Price
0.24 EURDifference  0.00% (0.00)

General attributes

| | |
|----------------|------------------------------------|
| ISIN | US28202V2079 |
| Symbol | EFTR |
| Exchange | Munich |
| Currency | EUR |
| Sector | Chemical / Pharmaceutical / Health |
| Security type | Stock |
| Market cap (m) | 1 EUR |
| Benchmark | S&P 500 |

Market data

| | |
|-------------------|-----------|
| Bid (Bid size) | - |
| Ask (Ask size) | - |
| Open | 0.24 EUR |
| High | 0.24 EUR |
| Low | 0.24 EUR |
| Close (prev. day) | 0.24 EUR |
| VWAP | 10.05 EUR |
| Volume (pcs) | 0 |
| Trading volume | 0.00 |
| Number of trades | 1 |
| Last size | 0 |

Futures and Options







| | |
|-----------------|---|
| Related Futures | - |
| Related Options | - |

5Y



Information about previous performance does not guarantee future performance.
Source: FactSet

Recent research

| on sector | | on market | |
|------------|---|-----------------------|---|
| Date | | Headline | Download |
| 2024/07/12 |  | Global Equity Ratings |  |
| 2024/06/21 |  | Global Equity Ratings |  |
| 2024/06/14 |  | Global Equity Ratings |  |
| 2024/05/29 |  | Global Equity Ratings |  |
| 2024/04/26 |  | Global Equity Ratings |  |

Details

2024/07/04 08:17:06

Price

0.24 EUR

Difference ➔ 0.00% (0.00)

General attributes

| | |
|----------------|------------------------------------|
| ISIN | US28202V2079 |
| Symbol | EFTR |
| Exchange | Munich |
| Currency | EUR |
| Sector | Chemical / Pharmaceutical / Health |
| Security type | Stock |
| Market cap (m) | 1 EUR |
| Benchmark | S&P 500 |

Market data

| | |
|-------------------|-----------|
| Bid (Bid size) | - |
| Ask (Ask size) | - |
| Open | 0.24 EUR |
| High | 0.24 EUR |
| Low | 0.24 EUR |
| Close (prev. day) | 0.24 EUR |
| VWAP | 10.05 EUR |
| Volume (pcs) | 0 |
| Trading volume | 0.00 |
| Number of trades | 1 |
| Last size | 0 |

Performance and Risk

| | 6m | 1Y | 3Y |
|-------------|---------|---------|------|
| Perf (%) | -97.95% | -98.73% | - |
| Perf (abs.) | -11.46 | -18.64 | - |
| Beta | 6.13 | 2.99 | 1.32 |
| Volatility | 334.95 | 237.66 | - |

5Y



Information about previous performance does not guarantee future performance.
Source: FactSet

Price data

| | |
|---|------------------------|
| Ø price 5 days Ø volume 5 days (pcs.) | 0.25 EUR (0) |
| Ø price 30 days Ø volume 30 days (pcs.) | 1.06 EUR (0) |
| Ø price 100 days Ø volume 100 days (pcs.) | 4.54 EUR (27) |
| Ø price 250 days Ø volume 250 days (pcs.) | 10.00 EUR (23) |
| YTD High date | 15.90 EUR (2024/03/04) |
| YTD Low date | 0.24 EUR (2024/07/02) |
| 52 Weeks High date | 20.00 EUR (2023/07/11) |
| 52 Weeks Low date | 0.24 EUR (2024/07/02) |

Arbitrage views

| Exchange ⊕ | Date | Time | Price | Trading volume (mio.) | Number of trades |
|---|------------|-------|------------|-----------------------|------------------|
| Tradegate | 2024/07/02 | 22:26 | 0.1665 EUR | 0.01 | 2 |
| Munich | 2024/07/04 | 08:17 | 0.24 EUR | 0.00 | 1 |
| Frankfurt | 2024/06/24 | 09:59 | 1.075 EUR | 0.00 | 3 |
| FINRA other OTC Issues | 2024/07/17 | 21:08 | 0.055 USD | 0.01 | 52 |
| Berlin | 2024/07/04 | 08:39 | 0.173 EUR | 0.00 | 1 |

Company profile

Company Logo



Company Profile

-

Contact Details

EFFECTOR THERAPEUTICS

--

Telefon: -

Fax: -

E-mail: -