

ALVOTECH SA CLASS A

ISIN: LU2458332611 WKN: -

Overview

2024/08/16 08:04:22

Price
10.70 EURDifference  0.47% (0.05)

General attributes

ISIN	LU2458332611
Symbol	ALVO
Exchange	Stuttgart
Currency	EUR
Sector	Chemical / Pharmaceutical / Health
Security type	Stock
Market cap (m)	3,534 EUR
Benchmark	EURO STOXX 50

Market data

Bid (Bid size)	- (0)
Ask (Ask size)	- (0)
Open	10.70 EUR
High	10.70 EUR
Low	10.70 EUR
Close (prev. day)	10.65 EUR
VWAP	-
Volume (pcs)	0
Trading volume	0.00
Number of trades	3
Last size	0

Futures and Options









Related Futures	-
Related Options	-

5Y



Information about previous performance does not guarantee future performance.
Source: FactSet

Recent research

on sector		on market	
Date		Headline	Download
2024/08/12		Global Equity Ratings	
2024/07/24		Global Equity Ratings	
2024/07/12		Global Equity Ratings	
2024/06/21		Global Equity Ratings	
2024/06/14		Global Equity Ratings	

Details

2024/08/16 08:04:22

Price

10.70 EUR

Difference ▲ 0.47% (0.05)

General attributes

ISIN	LU2458332611
Symbol	ALVO
Exchange	Stuttgart
Currency	EUR
Sector	Chemical / Pharmaceutical / Health
Security type	Stock
Market cap (m)	3,534 EUR
Benchmark	EURO STOXX 50

Market data

Bid (Bid size)	- (0)
Ask (Ask size)	- (0)
Open	10.70 EUR
High	10.70 EUR
Low	10.70 EUR
Close (prev. day)	10.65 EUR
VWAP	-
Volume (pcs)	0
Trading volume	0.00
Number of trades	3
Last size	0

Performance and Risk

	6m	1Y	3Y
Perf (%)	-26.46%	+34.09%	-
Perf (abs.)	-3.85	+2.72	-
Beta	0.28	0.30	0.27
Volatility	48.68	45.77	-

5Y



Information about previous performance does not guarantee future performance.
Source: FactSet

Price data

Ø price 5 days Ø volume 5 days (pcs.)	10.13 EUR (0)
Ø price 30 days Ø volume 30 days (pcs.)	10.58 EUR (0)
Ø price 100 days Ø volume 100 days (pcs.)	11.73 EUR (18)
Ø price 250 days Ø volume 250 days (pcs.)	11.02 EUR (29)
YTD High date	16.75 EUR (2024/02/26)
YTD Low date	9.64 EUR (2024/08/12)
52 Weeks High date	16.75 EUR (2024/02/26)
52 Weeks Low date	7.76 EUR (2023/11/02)

Arbitrage views

Exchange 📍	Date	Time	Price	Trading volume (mio.)	Number of trades
Stuttgart	2024/08/16	08:04	10.70 EUR	0.00	3
Nasdaq Iceland	2024/08/16	18:00	1,780.00 ISK	2,730.85	120
Nasdaq	2024/08/16	22:00	12.97 USD	8.62	5,032
Munich	2024/08/16	08:08	10.95 EUR	0.00	1
Frankfurt	2024/08/16	16:44	11.50 EUR	0.04	2

Company profile

Company Logo



Company Profile

-

Contact Details

ALVOTECH

--

rue de Bitbourg 9 1273 Luxemburg

Telefon: +354 422 4500

Fax: -

E-mail: -