

ACADIA HEALTHCARE CORP INC.

ISIN: US00404A1097 WKN: 00404A109

Overview

2024/05/29 08:04:27

Price

58.50 EUR

Difference  -0.85% (-0.50)

General attributes

ISIN	US00404A1097
Symbol	ACHC
Exchange	Munich
Currency	EUR
Sector	-
Security type	Stock
Market cap (m)	5,375 EUR
Benchmark	S&P 500

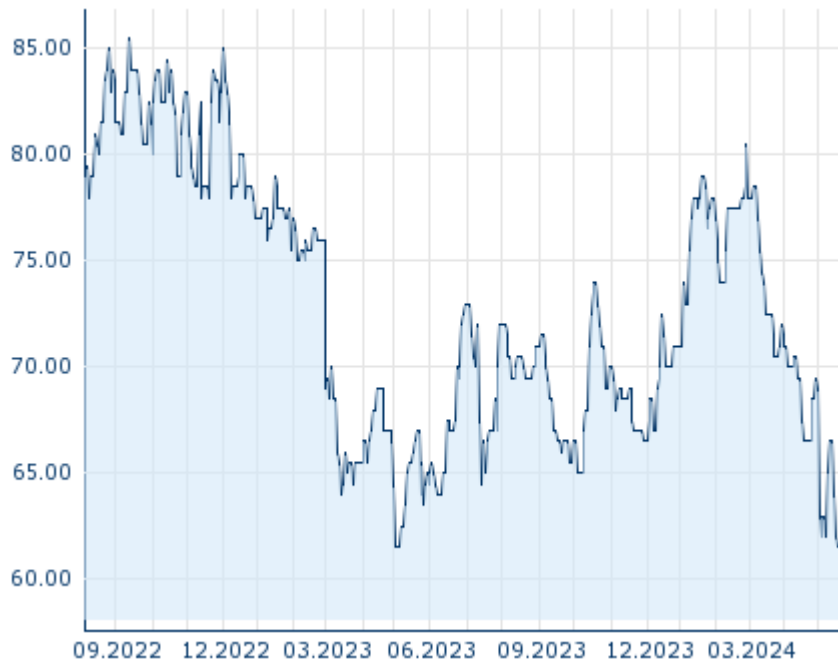
Market data

Bid (Bid size)	57.50 EUR (250)
Ask (Ask size)	58.50 EUR (250)
Open	58.50 EUR
High	58.50 EUR
Low	58.50 EUR
Close (prev. day)	59.00 EUR
VWAP	61.50 EUR
Volume (pcs)	0
Trading volume	0.00
Number of trades	1
Last size	0

Futures and Options











Related Futures	-
Related Options	-

5Y



Information about previous performance does not guarantee future performance.
Source: FactSet

Recent research

on market		
Date	Headline	Download
2024/04/26	 Global Equity Ratings	
2024/04/03	 Global Equity Ratings	
2024/03/26	 Global Strategy 2Q 2024	
2024/03/13	 Global Equity Ratings	
2024/02/22	 Global Equity Ratings	

Details

2024/05/29 08:04:27

Price

58.50 EUR

Difference ▼ -0.85% (-0.50)

General attributes

ISIN	US00404A1097
Symbol	ACHC
Exchange	Munich
Currency	EUR
Sector	-
Security type	Stock
Market cap (m)	5,375 EUR
Benchmark	S&P 500

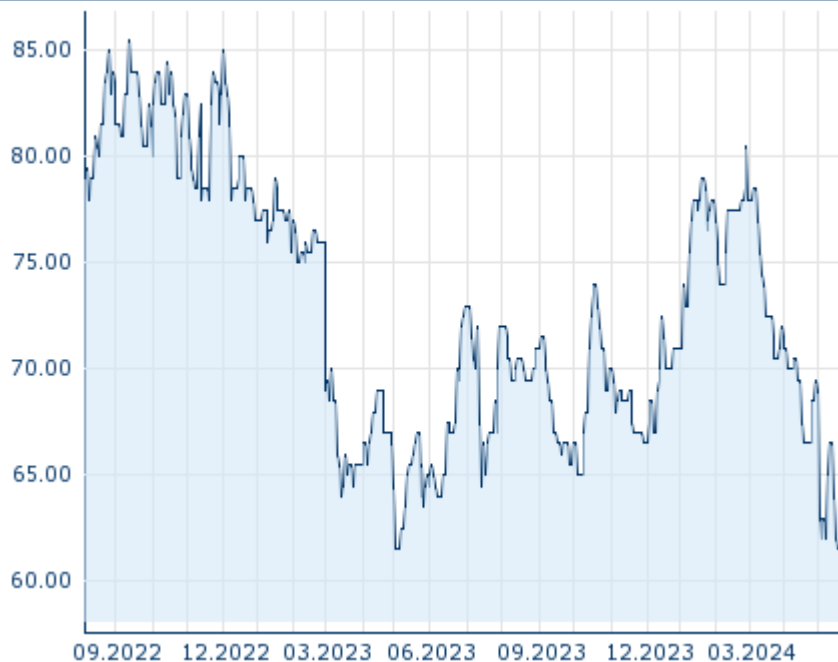
Market data

Bid (Bid size)	57.50 EUR (250)
Ask (Ask size)	58.50 EUR (250)
Open	58.50 EUR
High	58.50 EUR
Low	58.50 EUR
Close (prev. day)	59.00 EUR
VWAP	61.50 EUR
Volume (pcs)	0
Trading volume	0.00
Number of trades	1
Last size	0

Performance and Risk

	6m	1Y	3Y
Perf (%)	-11.94%	-7.09%	-
Perf (abs.)	-8.00	-4.50	-
Beta	0.72	0.76	0.89
Volatility	25.78	24.42	-

5Y



Information about previous performance does not guarantee future performance.
Source: FactSet

Price data

Ø price 5 days Ø volume 5 days (pcs.)	60.10 EUR (0)
Ø price 30 days Ø volume 30 days (pcs.)	64.62 EUR (2)
Ø price 100 days Ø volume 100 days (pcs.)	71.94 EUR (1)
Ø price 250 days Ø volume 250 days (pcs.)	70.11 EUR (3)
YTD High date	80.50 EUR (2024/02/28)
YTD Low date	59.00 EUR (2024/05/28)
52 Weeks High date	80.50 EUR (2024/02/28)
52 Weeks Low date	59.00 EUR (2024/05/28)

Arbitrage views

Exchange	Date	Time	Price	Trading volume (mio.)	Number of trades
Stuttgart	2024/05/29	08:06	57.50 EUR	0.00	1
Nasdaq	2024/05/28	22:00	62.87 USD	31.02	12,965
Munich	2024/05/29	08:04	58.50 EUR	0.00	1
Frankfurt	2024/05/29	08:00	57.50 EUR	0.00	1
Duesseldorf	2024/05/29	08:12	57.00 EUR	0.00	1
Berlin	2024/05/29	08:06	58.00 EUR	0.00	1

Company profile

Company Logo



Company Profile

-

Contact Details

ACADIA HEALTHCARE CO. INC.

--

Telefon: -

Fax: -

E-mail: -