

## ACRI CAPITAL ACQUISITION CORPORATIO COM USD0.0001 CLASS A

ISIN: **US00501A1016** WKN: **00501A101**

## Overview

2024/08/14 22:30:00

## Price

11.53 USD

Difference  0.09% (0.01)

## General attributes

ISIN	US00501A1016
Symbol	ACAC
Exchange	Nasdaq
Currency	USD
Sector	-
Security type	Stock
Market cap (m)	19 EUR
Benchmark	S&P 500

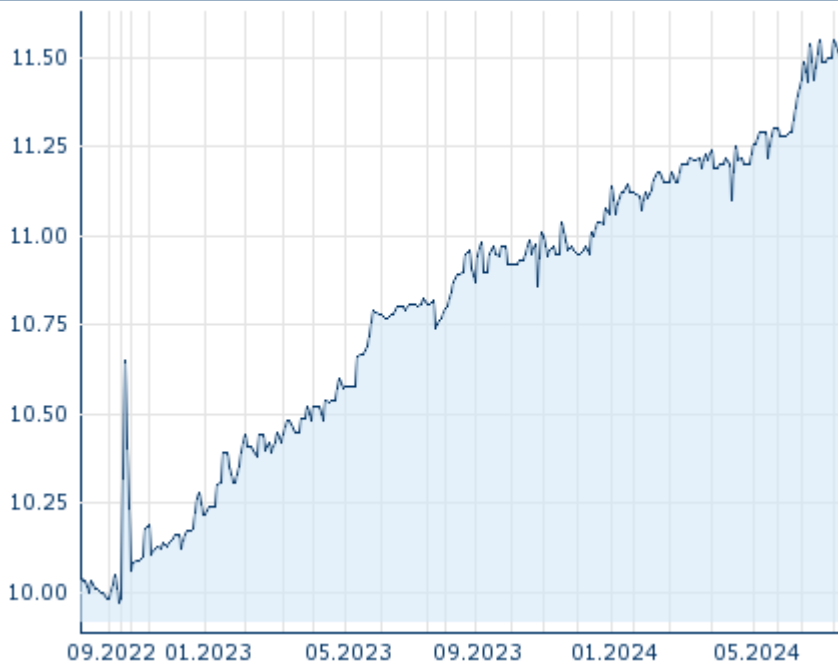
## Market data

Bid (Bid size)	11.52 USD (1,500)
Ask (Ask size)	11.55 USD (500)
Open	11.53 USD
High	11.53 USD
Low	11.53 USD
Close (prev. day)	11.52 USD
VWAP	11.53 USD
Volume (pcs)	2,028
Trading volume	23,382.84
Number of trades	17
Last size	-

## Futures and Options








Related Futures	-
Related Options	-

5Y



Information about previous performance does not guarantee future performance.  
Source: FactSet

## Recent research

on market			
Date		Headline	Download
2024/08/12		Global Equity Ratings	
2024/07/24		Global Equity Ratings	
2024/07/12		Global Equity Ratings	
2024/07/03		Global Strategy 3Q 2024	
2024/06/21		Global Equity Ratings	

## Details

2024/08/14 22:30:00

### Price

11.53 USD

 Difference ▲ 0.09% (0.01)

### General attributes

ISIN	US00501A1016
Symbol	ACAC
Exchange	Nasdaq
Currency	USD
Sector	-
Security type	Stock
Market cap (m)	19 EUR
Benchmark	S&P 500

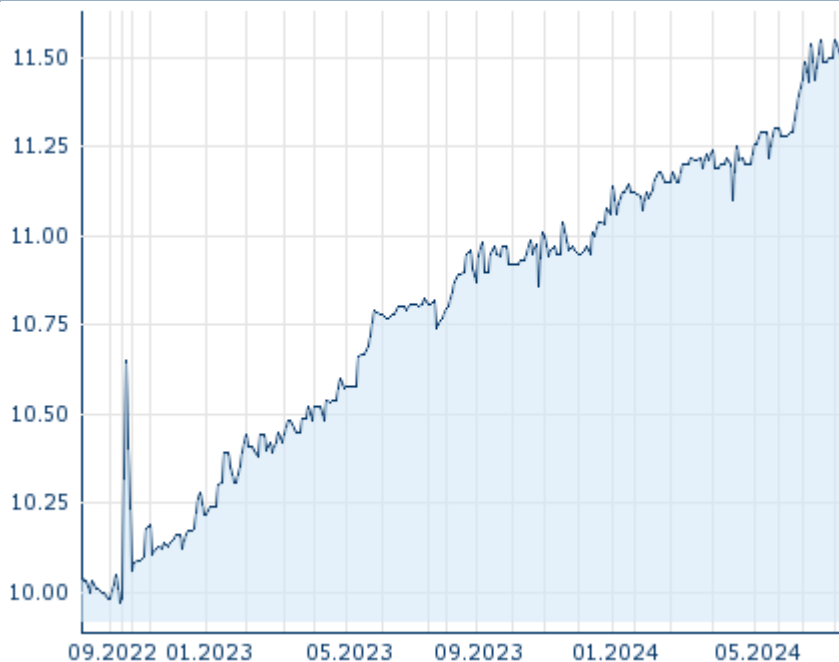
### Market data

Bid (Bid size)	11.52 USD (1,500)
Ask (Ask size)	11.55 USD (500)
Open	11.53 USD
High	11.53 USD
Low	11.53 USD
Close (prev. day)	11.52 USD
VWAP	11.53 USD
Volume (pcs)	2,028
Trading volume	23,382.84
Number of trades	17
Last size	-

### Performance and Risk

	6m	1Y	3Y
Perf (%)	-	-	-
Perf (abs.)	-	-	-
Beta	-0.04	-0.13	-0.06
Volatility	3.62	3.88	-

5Y



Information about previous performance does not guarantee future performance.  
Source: FactSet

### Price data

Ø price 5 days   Ø volume 5 days (pcs.)	11.53 USD (659)
Ø price 30 days   Ø volume 30 days (pcs.)	11.50 USD (1,602)
Ø price 100 days   Ø volume 100 days (pcs.)	11.33 USD (5,903)
Ø price 250 days   Ø volume 250 days (pcs.)	11.14 USD (11,048)
YTD High   date	11.57 USD (2024/07/05)
YTD Low   date	11.06 USD (2024/01/12)
52 Weeks High   date	11.57 USD (2024/07/05)
52 Weeks Low   date	9.88 USD (2023/10/30)

### All listings for ACRI CAPITAL ACQUISITION CORPORATIO COM USD0.0001 CLASS A

Exchange	Date	Time	Price	Trading volume (mio.)	Number of trades
Nasdaq	2024/08/14	22:30	11.53 USD	0.02	17

## Company profile

### Company Logo

### Company Profile

#### Contact Details

ACRI CAPITAL ACQUISITION CORP.

--

----

Telefon: -

Fax: -

E-mail: -