

## MOTUS GI HOLDINGS INC

ISIN: **US62014P5044** WKN: **62014P504**

## Overview

2023/11/02 08:21:47

Price  
0.4285 EURDifference  -93.33% (-6.00)

## General attributes

ISIN	US62014P5044
Symbol	MOTS
Exchange	Berlin
Currency	EUR
Sector	Chemical / Pharmaceutical / Health
Security type	Stock
Market cap (m)	0 EUR
Benchmark	S&P 500

## Market data

Bid (Bid size)	-
Ask (Ask size)	-
Open	0.4285 EUR
High	0.4285 EUR
Low	0.4285 EUR
Close (prev. day)	6.4275 EUR
VWAP	-
Volume (pcs)	0
Trading volume	0.00
Number of trades	1
Last size	0

## Futures and Options





Related Futures	-
Related Options	-

5Y



Information about previous performance does not guarantee future performance.  
Source: FactSet

## Recent research

on sector		on market	
Date		Headline	Download
2024/09/11		Global Equity Ratings	
2024/09/05		Global Equity Ratings	
2024/08/12		Global Equity Ratings	
2024/07/24		Global Equity Ratings	
2024/07/12		Global Equity Ratings	

## Details

2023/11/02 08:21:47

## Price

0.4285 EUR

Difference ▼ -93.33% (-6.00)

## General attributes

ISIN	US62014P5044
Symbol	MOTS
Exchange	Berlin
Currency	EUR
Sector	Chemical / Pharmaceutical / Health
Security type	Stock
Market cap (m)	0 EUR
Benchmark	S&P 500

## Market data

Bid (Bid size)	-
Ask (Ask size)	-
Open	0.4285 EUR
High	0.4285 EUR
Low	0.4285 EUR
Close (prev. day)	6.4275 EUR
VWAP	-
Volume (pcs)	0
Trading volume	0.00
Number of trades	1
Last size	0

## Performance and Risk

	6m	1Y	3Y
Perf (%)	-96.12%	-98.59%	-
Perf (abs.)	-10.61	-29.87	-
Beta	-	-	-
Volatility	391.38	284.81	-

5Y



Information about previous performance does not guarantee future performance.  
Source: FactSet

## Price data

Ø price 5 days   Ø volume 5 days (pcs.)	5.9777 EUR (0)
Ø price 30 days   Ø volume 30 days (pcs.)	6.7636 EUR (0)
Ø price 100 days   Ø volume 100 days (pcs.)	7.6311 EUR (0)
Ø price 250 days   Ø volume 250 days (pcs.)	11.1711 EUR (0)
YTD High   date	16.8000 EUR (2023/02/07)
YTD Low   date	0.4285 EUR (2023/11/02)
52 Weeks High   date	34.2000 EUR (2022/11/02)
52 Weeks Low   date	0.4285 EUR (2023/11/02)

## Arbitrage views

Exchange	Date	Time	Price	Trading volume (mio.)	Number of trades
Tradegate	2023/11/01	22:02	6.4275 EUR	0.00	1
Stuttgart	2023/11/01	21:57	6.36 EUR	0.00	7
Munich	2023/12/15	08:47	2.60 EUR	0.00	2
Frankfurt	2023/11/01	08:03	8.25 EUR	0.00	1
FINRA other OTC	2024/09/	19:00	0.0311 USD	0.00	32

Issues	18
Berlin	2023/11/ 08:21 0.4285 EUR 0.00 1 02

## Company profile

### Company Logo



### Company Profile

-

### Contact Details

MOTUS GI HOLDINGS

--

----

Telefon: -

Fax: -

E-mail: -