

ASML HOLDING NV STOCK TRACKING FUTURE (1ASM) - EUX/202308

2023/02/02 18:49:17

Price
645.5808 EURDifference  4.54% (28.02)

General attributes

Symbol	1ASMQ23
Exchange	Eurex
Currency	EUR
Security type	Future
Underlying	ASML HOLDING N.V.
Maturity	08-2023
Contract size	100

Market data

Bid (Bid size)	- EUR (-)
Ask (Ask size)	- EUR (-)
Open	645.5808 EUR
High	645.5808 EUR
Low	645.5808 EUR
Close (prev. day)	617.5561 EUR
Underlying	ASML HOLDING N.V.
Underlying price (date)	633.20 (23/02/03)
Settlement price (date)	645.58 (23/02/02)
Open Interest	0

Performance and Risk

	6m	1Y	3Y
Perf (%)	+15.69%	-	-
Perf (abs.)	+87.56	-	-
Beta	-	-	-
Volatility	42.19	41.98	41.98

Futures and Options

Related Futures	-
Related Options	-












Information about previous performance does not guarantee future performance.
Source: FactSet

Price data

Ø price 5 days Ø volume 5 days (pcs.)	623.9402 EUR (0)
Ø price 30 days Ø volume 30 days (pcs.)	584.8348 EUR (0)
Ø price 100 days Ø volume 100 days (pcs.)	533.9543 EUR (0)
Ø price 250 days Ø volume 250 days (pcs.)	- EUR (0)
YTD High date	645.5808 EUR (2023/02/02)
YTD Low date	525.9543 EUR (2023/01/02)
52 Weeks High date	645.5808 EUR (2023/02/02)
52 Weeks Low date	405.3790 EUR (2022/10/14)

Recent Research

on underlying	on sector	on market	
Date		Headline	Download
2023/01/30		Global Equity Ratings	
2023/01/09		Global Equity Ratings	
2022/12/19		Global Equity Ratings	
2022/11/28		Global Equity Ratings	
2022/11/18		Global Equity Ratings	