

ASML HOLDING (1ASM) - EUX/20230818

2022/12/07 19:05:20

Price
575.6978 EURDifference  -0.47% (-2.70)

General attributes

Symbol	1ASMQ23
Exchange	Eurex
Currency	EUR
Security type	Future
Underlying	ASML HOLDING N.V.
Maturity	08-2023
Contract size	100

Market data

Bid (Bid size)	- EUR (-)
Ask (Ask size)	- EUR (-)
Open	575.6978 EUR
High	575.6978 EUR
Low	575.6978 EUR
Close (prev. day)	578.3958 EUR
Underlying	ASML HOLDING N.V.
Underlying price (date)	563.10 (22/12/08)
Settlement price (date)	575.70 (22/12/07)
Open Interest	0

Performance and Risk

	6m	1Y	3Y
Perf (%)	-	-	-
Perf (abs.)	-	-	-
Beta	-	-	-
Volatility	43.25	43.25	43.25

Futures and Options

Related Futures	-
Related Options	-












Information about previous performance does not guarantee future performance.
Source: FactSet

Price data

Ø price 5 days Ø volume 5 days (pcs.)	583.1436 EUR (0)
Ø price 30 days Ø volume 30 days (pcs.)	548.5535 EUR (0)
Ø price 100 days Ø volume 100 days (pcs.)	513.9106 EUR (0)
Ø price 250 days Ø volume 250 days (pcs.)	- EUR (0)
YTD High date	595.0568 EUR (2022/11/23)
YTD Low date	405.3790 EUR (2022/10/14)
52 Weeks High date	595.0568 EUR (2022/11/23)
52 Weeks Low date	405.3790 EUR (2022/10/14)

Recent Research

on underlying	on sector	on market	
Date		Headline	Download
2022/11/28		Global Equity Ratings	
2022/11/18		Global Equity Ratings	
2022/10/31		Global Equity Ratings	
2022/10/05		Global Equity Ratings	
2022/09/26		Global Equity Ratings	