

KERING (1PPX) - EUX/20230818

2022/12/09 19:02:05

Price
532.7953 EURDifference  0.11% (0.61)

General attributes

Symbol	1PPXQ23
Exchange	Eurex
Currency	EUR
Security type	Future
Underlying	KERING S.A.
Maturity	08-2023
Contract size	100

Market data

Bid (Bid size)	- EUR (-)
Ask (Ask size)	- EUR (-)
Open	532.7953 EUR
High	532.7953 EUR
Low	532.7953 EUR
Close (prev. day)	532.1849 EUR
Underlying	KERING S.A.
Underlying price (date)	523.50 (22/12/09)
Settlement price (date)	532.80 (22/12/09)
Open Interest	0

Performance and Risk

	6m	1Y	3Y
Perf (%)	-	-	-
Perf (abs.)	-	-	-
Beta	-	-	-
Volatility	30.26	30.26	30.26

Futures and Options

Related Futures	-
Related Options	-












5Y

Information about previous performance does not guarantee future performance.
Source: FactSet

Price data

Ø price 5 days Ø volume 5 days (pcs.)	541.7682 EUR (0)
Ø price 30 days Ø volume 30 days (pcs.)	540.1193 EUR (0)
Ø price 100 days Ø volume 100 days (pcs.)	521.0798 EUR (0)
Ø price 250 days Ø volume 250 days (pcs.)	- EUR (0)
YTD High date	577.7865 EUR (2022/11/30)
YTD Low date	452.6394 EUR (2022/10/13)
52 Weeks High date	577.7865 EUR (2022/11/30)
52 Weeks Low date	452.6394 EUR (2022/10/13)

Recent Research

on underlying	on sector	on market	
Date		Headline	Download
2022/11/28		Global Equity Ratings	
2022/11/18		Global Equity Ratings	
2022/10/31		Global Equity Ratings	
2022/10/05		Global Equity Ratings	
2022/09/26		Global Equity Ratings	