

# HSBC HOLDINGS PLC FUTURE (HSBG) - EUX/202308

2023/02/02 18:47:52

**Price**  
**574.3146** GBP

**Difference**  **-1.84% (-10.75)**

### General attributes

Symbol	HSBGQ23
Exchange	Eurex
Currency	GBP
Security type	Future
Underlying	HSBC HOLDINGS PLC
Maturity	08-2023
Contract size	1,000

### Market data

Bid (Bid size)	- GBP (-)
Ask (Ask size)	- GBP (-)
Open	574.3146 GBP
High	574.3146 GBP
Low	574.3146 GBP
Close (prev. day)	585.0603 GBP
Underlying	HSBC HOLDINGS PLC
Underlying price (date)	590.60 (23/02/03)
Settlement price (date)	574.31 (23/02/02)
Open Interest	0

### Performance and Risk

	6m	1Y	3Y
Perf (%)	+9.93%	-	-
Perf (abs.)	+51.88	-	-
Beta	-	-	-
Volatility	26.14	27.08	27.08

### Futures and Options

Related Futures	-
Related Options	-

5Y












Information about previous performance does not guarantee future performance.  
Source: FactSet

### Price data

Ø price 5 days   Ø volume 5 days (pcs.)	580.9524 GBP (0)
Ø price 30 days   Ø volume 30 days (pcs.)	550.0208 GBP (0)
Ø price 100 days   Ø volume 100 days (pcs.)	497.9947 GBP (0)
Ø price 250 days   Ø volume 250 days (pcs.)	- GBP (0)
YTD High   date	586.0007 GBP (2023/01/30)
YTD Low   date	501.3420 GBP (2023/01/02)
52 Weeks High   date	586.0007 GBP (2023/01/30)
52 Weeks Low   date	433.7017 GBP (2022/10/28)

### Recent Research

on underlying		on sector	
Date		Headline	Download
2023/01/30		Global Equity Ratings	
2023/01/09		Global Equity Ratings	
2022/12/19		Global Equity Ratings	
2022/11/28		Global Equity Ratings	
2022/11/18		Global Equity Ratings	