

## COSTCO WHOLESALE CORP. FUTURE (COSF) - EUX/202308

2023/06/01 18:50:12

Price  
**512.2818** USDDifference  -1.22% (-6.30)

## General attributes

Symbol	COSFQ23
Exchange	Eurex
Currency	USD
Security type	Future
Underlying	COSTCO WHOLESALE CORP
Maturity	08-2023
Contract size	100

## Market data

Bid (Bid size)	- USD (-)
Ask (Ask size)	- USD (-)
Open	512.2818 USD
High	512.2818 USD
Low	512.2818 USD
Close (prev. day)	518.5852 USD
Underlying	COSTCO WHOLESALE CORP
Underlying price (date)	512.60 (23/06/01)
Settlement price (date)	512.28 (23/06/01)
Open Interest	0

## Performance and Risk

	6m	1Y	3Y
Perf (%)	-1.61%	-	-
Perf (abs.)	-8.41	-	-
Beta	-	-	-
Volatility	23.31	24.12	24.12

## Futures and Options

Related Futures	-
Related Options	-











Information about previous performance does not guarantee future performance.  
Source: FactSet

## Price data

Ø price 5 days   Ø volume 5 days (pcs.)	510.9480 USD (0)
Ø price 30 days   Ø volume 30 days (pcs.)	504.7563 USD (0)
Ø price 100 days   Ø volume 100 days (pcs.)	503.2346 USD (0)
Ø price 250 days   Ø volume 250 days (pcs.)	- USD (0)
YTD High   date	536.2297 USD (2023/02/02)
YTD Low   date	461.3027 USD (2023/01/03)
52 Weeks High   date	574.5122 USD (2022/08/19)
52 Weeks Low   date	461.3027 USD (2023/01/03)

## Recent Research

on sector		on market	
Date		Headline	Download
2023/06/01		Global Equity Ratings	
2023/05/24		Global Equity Ratings	
2023/05/03		Global Equity Ratings	
2023/04/25		Global Equity Ratings	
2023/03/28		Global Equity Ratings	