

GALENICA AG CHF0.1

ISIN: CH0360674466 WKN: 36067446


Overview

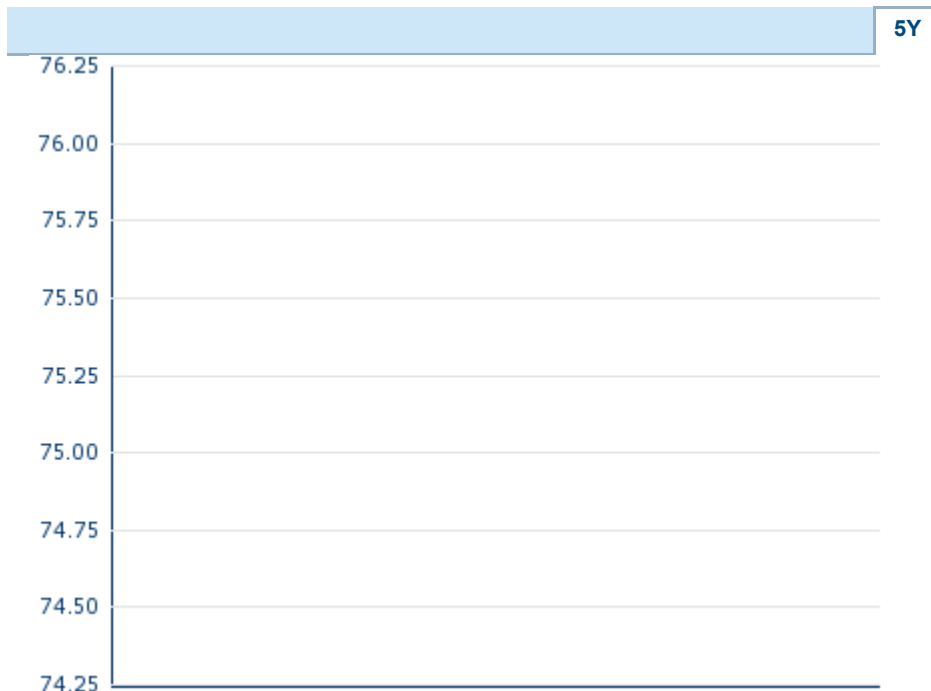
2022/11/23 15:30:04	
Price	75.25 USD
Difference	0.00% (0.00)

General attributes	
ISIN	CH0360674466
Symbol	GALE
Exchange	FINRA other OTC Issues
Currency	USD
Sector	Other
Security type	Stock
Market cap (m)	3,898 EUR
Benchmark	SWISS MARKET INDEX

Market data	
Bid (Bid size)	-
Ask (Ask size)	-
Open	75.25 USD
High	75.25 USD
Low	75.25 USD
Close (prev. day)	75.25 USD
VWAP	75.25 USD
Volume (pcs)	800
Trading volume	60,200.00
Number of trades	1
Last size	800

Futures and Options	
Related Futures	-
Related Options	748

PDF Downloads	
Company report: GALENICA AG CHF0.1	



Information about previous performance does not guarantee future performance.
Source: FactSet

Recent research

on sector	on market		
Date		Headline	Download
2024/07/12		Global Equity Ratings	
2024/06/21		Global Equity Ratings	
2024/06/14		Global Equity Ratings	
2024/05/29		Global Equity Ratings	
2024/04/26		Global Equity Ratings	

Details

2022/11/23 15:30:04

Price

75.25 USD

Difference ➔ 0.00% (0.00)

General attributes

ISIN CH0360674466

Symbol GALE

Exchange FINRA other OTC Issues

Currency USD

Sector Other

Security type Stock

Market cap (m) 3,898 EUR

Benchmark SWISS MARKET INDEX

Market data

Bid (Bid size) -

Ask (Ask size) -

Open 75.25 USD

High 75.25 USD

Low 75.25 USD

Close (prev. day) 75.25 USD

VWAP 75.25 USD

Volume (pcs) 800

Trading volume 60,200.00

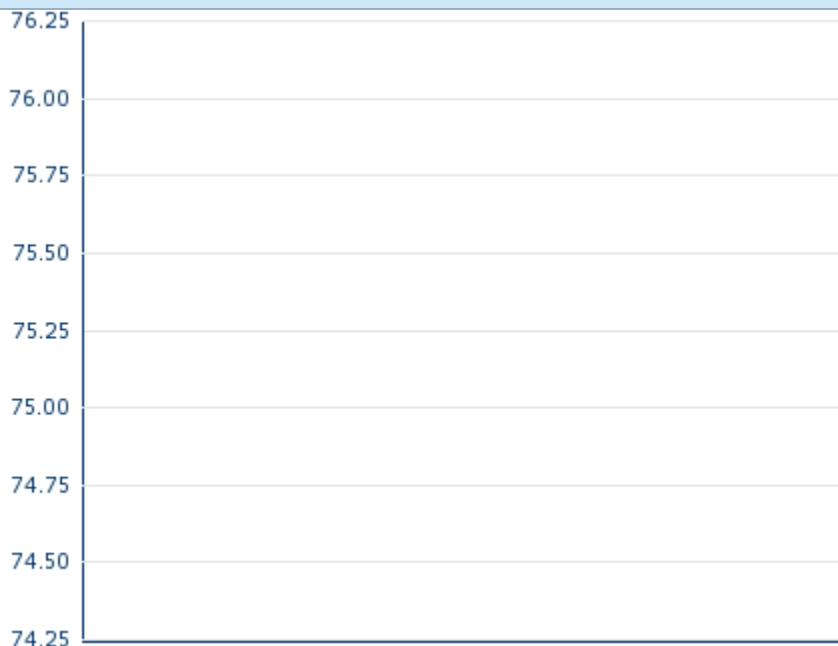
Number of trades 1

Last size 800

Performance and Risk

	6m	1Y	3Y
Perf (%)	-	-	-
Perf (abs.)	-	-	-
Beta	0.47	0.47	0.49
Volatility	-	-	-

5Y



Information about previous performance does not guarantee future performance.
Source: FactSet

Price data

Ø price 5 days Ø volume 5 days (pcs.)	- USD (-)
Ø price 30 days Ø volume 30 days (pcs.)	- USD (-)
Ø price 100 days Ø volume 100 days (pcs.)	- USD (4)
Ø price 250 days Ø volume 250 days (pcs.)	- USD (-)
YTD High date	- USD (-)
YTD Low date	- USD (-)
52 Weeks High date	- USD (-)
52 Weeks Low date	- USD (-)

All listings for GALENICA AG CHF0.1

Exchange ⊕	Date	Time	Price	Trading volume (mio.)	Number of trades
SIX Swiss Exchange	2024/07/18	17:31	75.55 CHF	4.14	507
London Stock Exchange	2024/07/09	10:41	74.8991 CHF	0.02	1
Frankfurt	2019/06/28	15:43	43.98 EUR	0.00	3
FINRA other OTC Issues	2022/11/23	15:30	75.25 USD	0.06	1
Berlin	2019/06/	15:59	44.06 EUR	0.00	5

Company profile

Company Logo



Contact Details

GALENICA AG

--

Untermattweg 8 - 3027 Bern

Telefon: +41-58-852-81-11

Fax: +

E-mail: info@galenica.com

PDF Downloads

Company report: GALENICA AG
CHF0.1



Company Profile

Galenica AG engages in the provision of health care. It operates through the following segments: Products and Care, Logistics and IT, and Group Services. The Products and Care segment includes retail operations in the healthcare sector. The Logistics and IT segment consists of wholesale, and logistics and IT services. The Group Services is involved in the company's central operations. The company was founded in 1927 and is headquartered in Bern, Switzerland.

Members of Management Board

Marc Werner Chairman of Managing Board

Thomas F. Szuran Member of Executive Committee

Andreas Koch Member of Executive Committee

Arianne Hasler Member of Executive Committee

Daniele Madonna Member of Executive Committee

Felix Burkhard Member of Executive Committee

Lukas Ackermann Member of Executive Committee

Virginie Pache Member of Executive Committee

Board of directors

Andreas Stefan Walde Member of the administrative board

Solange Peters Member of the administrative board

Bertrand Jungo Member of the administrative board

Etienne Jornod Member of the administrative board

Judith Meier Member of the administrative board

Jörg Zulauf Member of the administrative board

Pascale Bruderer Member of the administrative board

Markus Rudolf Neuhaus Chairman of the administrative board