

## ANA HOLDINGS INC.

ISIN: JP3429800000

WKN: 9202

## Overview

2022/06/24 22:26:49

## Price

17.822 EUR

Difference  -0.97% (-0.17)

## General attributes

ISIN	JP3429800000
Symbol	9202
Exchange	Tradegate
Currency	EUR
Sector	Transport
Security type	Stock
Market cap (m)	8,569 EUR
Benchmark	NIKKEI 225

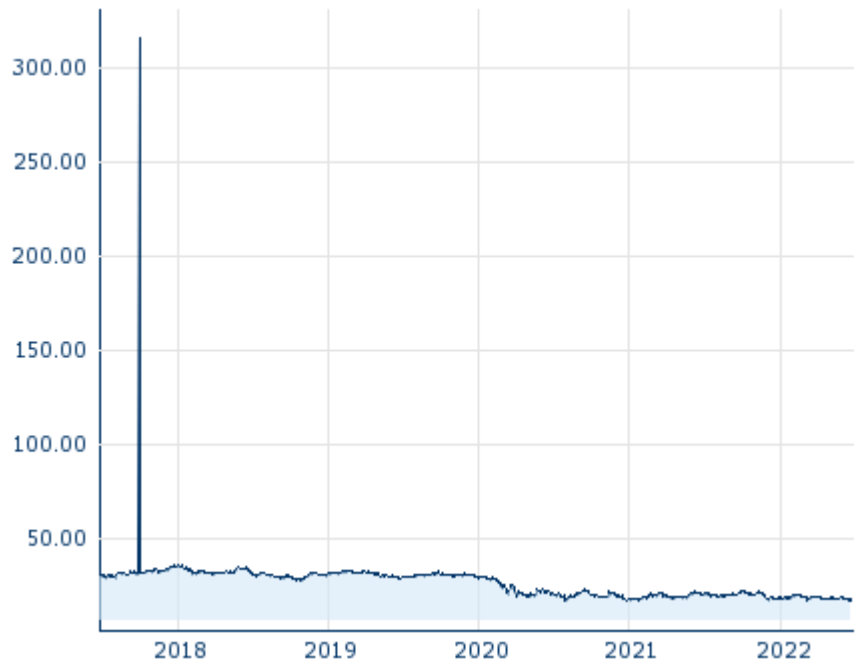
## Market data

Bid (Bid size)	17.622 EUR (284)
Ask (Ask size)	18.03 EUR (278)
Open	17.518 EUR
High	17.518 EUR
Low	17.518 EUR
Close (prev. day)	17.996 EUR
VWAP	17.518 EUR
Volume (pcs)	15
Trading volume	262.77
Number of trades	1
Last size	-

## Futures and Options



Related Futures	-
Related Options	-

5Y



Information about previous performance does not guarantee future performance.  
Source: FactSet

## Recent research

on sector		on market	
Date		Headline	Download
2022/05/25		Global Equity Ratings	
2022/05/04		Global Equity Ratings	
2022/04/27		Global Equity Ratings	
2022/04/14		Global Equity Ratings	
2022/03/29		Global Equity Ratings	

## Details

2022/06/24 22:26:49

## Price

17.822 EUR

Difference  -0.97% (-0.17)

## General attributes

ISIN	JP3429800000
Symbol	9202
Exchange	Tradegate
Currency	EUR
Sector	Transport
Security type	Stock
Market cap (m)	8,569 EUR
Benchmark	NIKKEI 225

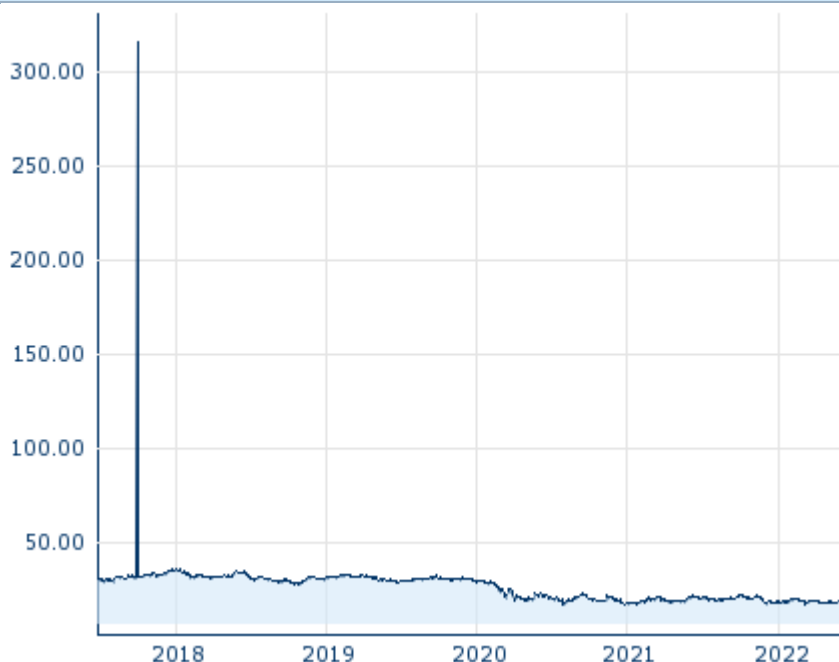
## Market data

Bid (Bid size)	17.622 EUR (284)
Ask (Ask size)	18.03 EUR (278)
Open	17.518 EUR
High	17.518 EUR
Low	17.518 EUR
Close (prev. day)	17.996 EUR
VWAP	17.518 EUR
Volume (pcs)	15
Trading volume	262.77
Number of trades	1
Last size	-

## Performance and Risk

	6m	1Y	3Y
Perf (%)	-5.51%	-14.13%	-39.44%
Perf (abs.)	-1.02	-2.88	-11.41
Beta	0.80	0.75	0.73
Volatility	32.77	33.07	38.06

5Y



Information about previous performance does not guarantee future performance.  
Source: FactSet

## Price data

Ø price 5 days   Ø volume 5 days (pcs.)	17.660 EUR (31)
Ø price 30 days   Ø volume 30 days (pcs.)	18.106 EUR (28)
Ø price 100 days   Ø volume 100 days (pcs.)	18.545 EUR (103)
Ø price 250 days   Ø volume 250 days (pcs.)	19.366 EUR (170)
YTD High   date	20.500 EUR (2022/02/15)
YTD Low   date	17.100 EUR (2022/06/17)
52 Weeks High   date	22.800 EUR (2021/10/01)
52 Weeks Low   date	17.000 EUR (2021/12/02)

## All listings for ANA HOLDINGS INC.

Exchange 	Date	Time	Price	Trading volume (mio.)	Number of trades
Tradegate	2022/06/24	22:26	17.822 EUR	0.00	1
Tokyo Stock Exchange	2022/06/24	08:00	2,510.00 JPY	63.30	5,585
Stuttgart	2022/06/24	08:00	17.55 EUR	0.00	3
Munich	2022/06/24	08:03	17.644 EUR	0.00	1
London Stock	2020/12/	08:00	18.5856 EUR	0.38	1

Exchange	08					
Hanover	2022/06/ 24	08:00	17.474	EUR	0.00	1
Frankfurt	2022/06/ 24	08:02	17.476	EUR	0.00	1
FINRA other OTC Issues	2022/05/ 11	16:39	18.6716	USD	0.04	1
Duesseldorf	2022/06/ 24	19:30	17.562	EUR	0.00	13
Berlin	2022/06/ 24	08:04	17.476	EUR	0.00	1

## Company profile

### Company Logo



### Company Profile

-

### Contact Details

ANA

--

1-5-2, Higashi- Shinbashi, Minato-ku -  
105-7133 Tokyo

Telefon: 03-6735-1000

Fax: 03-5756-5679

E-mail: -